

INDEPENDENT AUDITOR'S REPORT

To,
the Members of
MARWADI EDUCARE FOUNDATION, Rajkot
Rajkot.

Report on the Audit of the Standalone Financial Statements

Opinion

1. We have audited the standalone financial statements of, **MARWADI EDUCARE FOUNDATION**. ("The Section 8 Company") [CIN: U85500GJ2023NPL140490], which comprise the balance sheet as at 31 March, 2024, and the statement of Profit and Loss and statement of cash flows for the year then ended and notes to the financial statements, including a summary of significant accounting policies and other explanatory information.
2. In our opinion and to the best of our information and according to the explanations given to us, the aforesaid financial statements give the information required by the Act in the manner so required and give a true and fair view in conformity with the accounting principles generally accepted in India, of the state of affairs of the Company as at 31 March, 2024, and its **Loss** and its cash flows for the year ended on that date.

Basis for Opinion

1. We conducted our audit in accordance with the Standards on Auditing (SAs) specified under section 143(10) of the Companies Act, 2013. Our responsibilities under those Standards are further described in the Auditor's Responsibilities for the Audit of the Financial Statements section of our report. We are independent of the Company in accordance with the Code of Ethics issued by the Institute of Chartered Accountants of India together with the ethical requirements that are relevant to our audit of the financial statements under the provisions of the Companies Act, 2013 and the Rules there under, and we have fulfilled our other ethical responsibilities in accordance with these requirements and the Code of Ethics. We believe that the audit evidence we have obtained is sufficient and appropriate to provide a basis for our opinion.

Emphasis on Matter

1. We draw attention to the Note No. 3 (2) of the financial Statements mentioning that the Company has, duly incorporated and registered vide certificate of incorporation dated 25 April 2023 under section 8 of the Companies Act, 2013, been converted from a trust vide its memorandum of association. However, its books of account have been prepared from 1 May 2023 to 31 March 2024.
2. We draw attention to the Note No. 3 (3) of the financial Statements mentioning that the Trust has made application to bank for changes in the status of the trust w.e.f. 25 April 2023 to Company. However, as informed by the management of the Company, Bank has not yet changed status from trust to the Company. Therefore, Annual information system in Form No. 26AS of the Trust shows certain transactions and TDS pertaining to period after 30th April, 2023, which are reflected in the books of Company.



3. We draw attention to the Note No. 3(5)(a) of the financial statements wherein, company has maintained different software for Fees collection and recording of advance fees or any other matter related fees received. The management is not able to reconcile the fees which are mentioned in Fees software with their final books of accounts, as the fee collection software recorded the entry on the basis of cash system and books of accounts are prepared on the basis of mercantile system.
4. We draw attention to the fact mentioned in Note No. 3(5)(b) of the financial statements that during the F.Y. 2023-2024, company has accepted unsecured loan from Director's HUF. The Company is also not covered under any of parameters of (C) of Notification No. 583(E), dated 13.06.2017. This is against the provisions of the Companies Act, 2013.
5. However, having regard to the size of the Company and nature of its activities, we are not modifying our report in these matters.

Responsibility of Management for Standalone Financial Statements

1. The Company's Board of Directors is responsible for the matters stated in section 134(5) of the Companies Act, 2013 (the "Act") with respect to the preparation of these standalone financial statements that give a true and fair view of the financial position, financial performance, and cash flows of the Company in accordance with the accounting principles generally accepted in India, including the accounting Standards specified under section 133 of the Act. This responsibility also includes maintenance of adequate accounting records in accordance with the provisions of the Act for safeguarding of the assets of the Company and for preventing and detecting frauds and other irregularities; selection and application of appropriate accounting policies; making judgments and estimates that are reasonable and prudent; and design, implementation and maintenance of adequate internal financial controls, that were operating effectively for ensuring the accuracy and completeness of the accounting records, relevant to the preparation and presentation of the financial statement that give a true and fair view and are free from material misstatement, whether due to fraud or error.
2. In preparing the financial statements, management is responsible for assessing the Company's ability to continue as a going concern, disclosing, as applicable, matters related to going concern and using the going concern basis of accounting unless management either intends to liquidate the Company or to cease operations, or has no realistic alternative but to do so.
3. Those Board of Directors are also responsible for overseeing the company's financial reporting process.

Auditor's Responsibilities for the Audit of the Financial Statements

1. Our objectives are to obtain reasonable assurance about whether the financial statements as a whole are free from material misstatement, whether due to fraud or error, and to issue an auditor's report that includes our opinion. Reasonable assurance is a high level of assurance but is not a guarantee that an audit conducted in accordance with SAs will always detect a material misstatement when it exists. Misstatements can arise from fraud or error and are considered material if, individually or in the aggregate, they could reasonably be expected to influence the economic decisions of users taken on the basis of these financial statements.



2. As a part of an audit in accordance with SAs, we exercise professional judgment and maintain professional skepticism throughout the audit. We also:
- Identify and assess the risks of material misstatement of the financial statements, whether due to fraud or error, design and perform audit procedures responsive to those risks, and obtain audit evidence that is sufficient and appropriate to provide a basis for our opinion. The risk of not detecting a material misstatement resulting from fraud is higher than for one resulting from error, as fraud may involve collusion, forgery, intentional omissions, misrepresentations, or the override of internal control.
 - Obtain an understanding of internal control relevant to the audit in order to design audit procedures that are appropriate in the circumstances. Under section 143(3)(i) of the Act, we are also responsible for expressing our opinion on whether the company has adequate internal financial controls system in place and the operating effectiveness of such controls.
 - Evaluate the appropriateness of accounting policies used and the reasonableness of accounting estimates and related disclosures made by management.
 - Conclude on the appropriateness of management's use of the going concern basis of accounting and, based on the audit evidence obtained, whether a material uncertainty exists related to events or conditions that may cast significant doubt on the Company's ability to continue as a going concern .If we conclude that a material uncertainty exists, we are required to draw attention in our auditor's report to the related disclosures in the financial statements or, if such disclosures are inadequate, to modify our opinion. Our conclusions are based on the audit evidence obtained up to the date of our auditor's report. However, future events or conditions may cause the Company to cease to continue as a going concern.
 - Evaluate the overall presentation, structure and content of the financial statements, including the disclosures, and whether the financial statements represent the underlying transactions and events in a manner that achieves fair presentation.
3. We communicate with those charged with governance regarding, among other matters, the planned scope and timing of the audit and significant audit findings, including any significant deficiencies in internal control that we identify during our audit. We also provide those charged with governance with a statement that we have complied with relevant ethical requirements regarding independence, and to communicate with them all relationships and other matters that may reasonably be thought to bear on our independence, and where applicable, related safeguards.

Report on Other Legal and Regulatory Requirements

1. In view of clause (iii) of sub-para (2) of para (1), the Company is a section 8 company not falling under any criteria of sub-para (2) of para (1) of Companies (Auditor's Report) Order, 2020 and hence, the Companies (Auditor's Report) Order, 2020 ("the Order") issued by the Central Government of India in terms of sub-section (11) of section 143 of the Act, is not applicable to the Company.
2. As required by Section 143(3) of the Act, we report that:



Ranpura Desai & Co.

Chartered Accountants

- (a) We have sought and obtained all the information and explanations which to the best of our knowledge and belief were necessary for the purposes of our audit.
- (b) In our opinion, proper books of account as required by law have been kept by the Company so far as it appears from our examination of those books except for the matters stated in sub-paragraph (j)(h) below on reporting under clause (g) of Rule 11.
- (c) The Company does not have any branch and therefore, this clause is not applicable.
- (d) The Balance Sheet, the Statement of Profit and Loss, and the Cash Flow Statement dealt with by this Report are in agreement with the books of account.
- (e) In our opinion, the aforesaid standalone financial statements comply with the Accounting Standards specified under Section 133 of the Act, read with Rule 7 of the Companies (Accounts) Rules, 2014.
- (f) In our opinion, there are no observations or comments on financial transactions or matters which have any adverse effect on the functioning of the Company;
- (g) On the basis of the written representations received from the directors as on 31 March, 2024 taken on record by the Board of Directors, none of the directors is disqualified as on 31 March, 2024 from being appointed as a director in terms of Section 164 (2) of the Act.
- (h) The qualifications relating to the maintenance of accounts and other matters connected therewith are as stated in sub-paragraph (B) above on reporting under clause (b) of sub-section (3) of section 143 and sub-paragraph (j)(h) below on reporting under clause (g) of Rule 11
- (i) With respect to the adequacy of the internal financial controls over financial reporting of the Company and the operating effectiveness of such controls, the clause is not applicable.
- (j) With respect to the other matters to be included in the Auditor's Report in accordance with Rule 11 of the Companies (Audit and Auditors) Rules, 2014, in our opinion and to the best of our information and according to the explanations given to us:
 - (a) The Company does not have any pending litigations which would impact its financial position in its financial statements;
 - (b) The Company has made provision, as required under the applicable law or accounting standards, for material foreseeable losses, if any, on long-term contracts including derivative contracts, and
 - (c) There were no amounts which were required to be transferred to the Investor Education and Protection Fund by the Company.
 - (d) The management has represented that, to the best of its knowledge and belief, as disclosed in the Note No. 34 of the financial statements



Ranpura Desai & Co.

Chartered Accountants

attached herewith, no funds have been advanced or loaned or invested (either from borrowed funds or share premium or any other sources or kind of funds) by the Company to or in any other person/s or entity/ies including foreign entity/ies ("Intermediaries"), with the understanding, whether recorded in writing or otherwise, that the Intermediaries shall, directly or indirectly lend or invest in other persons or entities identified in any manner whatsoever by or on behalf of the Company ("Ultimate Beneficiaries") or provide any guarantee, security or the like on the behalf of the Ultimate Beneficiaries.

- (e) The management has represented that, to the best of its knowledge and belief, as disclosed in the Note No. 35 of the financial statements attached herewith, no funds have been received by the Company from any person/s or entity/ies including foreign entity/ies ("Funding Party/ies"), with the understanding, whether recorded in writing or otherwise, that the Company shall, directly or indirectly lend or invest in other persons or entities identified in any manner whatsoever by or on behalf of the Funding Party/ies ("Ultimate Beneficiaries") or provide any guarantee, security or the like on the behalf of the Ultimate Beneficiaries.
- (f) Based on the audits procedures performed that have been considered reasonable and appropriate in the circumstances, nothing has come to our notice that has caused us to believe that representations under sub-clauses (iv) and (v) contain any material mis-statement.
- (g) The company has not declared dividend during the year and hence, this clause is not applicable.
- (h) Based on our examination on test check basis, the company has used an accounting software for maintaining its books of account which has a feature of recording audit trail (edit log) facility. However, the Company did not operate such facility during the year.

Further, as proviso to sub-rule 1 of Rule 3 of the Companies (Account) Rule, 2014 is applicable from 01 April, 2023, reporting under sub-rule (g) of Rule 11 of the Companies (Audit and Auditors) Rule, 2014 on preservation of audit trail as the statutory requirement for record retention is not applicable for the financial year ended on 31 March, 2024.

For Ranpura Desai & Co.
Chartered Accountants
Firm Registration No. 117476W

(Ketan Y. Sheth)

Partner

Membership No. 118411

UDIN: 24118411BJZXGW4755



Place: Rajkot

Date: 22 August, 2024

ANNEXURE - A

**Report on the Internal Financial Controls
under Clause (i) of Sub-section 3 of Section 143 of the Companies Act, 2013 (the "Act")**

1. We have audited the internal financial controls over financial reporting of **M/s. MARWADI EDUCARE FOUNDATION, Rajkot** (the "**Section 8 Company**") as of **31 March, 2024** in conjunction with our audit of the financial statements of the Company for the year ended on that date.

Management's Responsibility for Internal Financial Controls:

1. The Company's management is responsible for establishing and maintaining internal financial controls based on the internal control over financial reporting criteria established by the Company considering the essential components of internal control stated in the Guidance Note on Audit of Internal Financial Controls Over Financial Reporting issued by the Institute of Chartered Accountants of India. These responsibilities include the design, implementation and maintenance of adequate internal financial controls that were operating effectively for ensuring the orderly and efficient conduct of its business, including adherence to company's policies, the safeguarding of its assets, the prevention and detection of frauds and errors, the accuracy and completeness of the accounting records, and the timely preparation of reliable financial information, as required under the Companies Act, 2013.

Auditors' Responsibility:

1. Our responsibility is to express an opinion on the Company's internal financial controls over financial reporting based on our audit. We conducted our audit in accordance with the Guidance Note on Audit of Internal Financial Controls Over Financial Reporting (the "Guidance Note") and the Standards on Auditing, issued by ICAI and deemed to be prescribed under section 143(10) of the Companies Act, 2013, to the extent applicable to an audit of internal financial controls, both applicable to an audit of Internal Financial Controls and, both issued by the Institute of Chartered Accountants of India. Those Standards and the Guidance Note require that we comply with ethical requirements and plan and perform the audit to obtain reasonable assurance about whether adequate internal financial controls over financial reporting was established and maintained and if such controls operated effectively in all material respects.
2. Our audit involves performing procedures to obtain audit evidence about the adequacy of the internal financial controls system over financial reporting and their operating effectiveness. Our audit of internal financial controls over financial reporting included obtaining an understanding of internal financial controls over financial reporting, assessing the risk that a material weakness exists, and testing and evaluating the design and operating effectiveness of internal control based on the assessed risk. The procedures selected depend on the auditor's judgment, including the assessment of the risks of material misstatement of the financial statements, whether due to fraud or error.
3. We believe that the audit evidence we have obtained is sufficient and appropriate to provide a basis for our audit opinion on the Company's internal financial controls system over financial reporting.



Meaning of Internal Financial Controls Over Financial Reporting:

1. A company's internal financial control over financial reporting is a process designed to provide reasonable assurance regarding the reliability of financial reporting and the preparation of financial statements for external purposes in accordance with generally accepted accounting principles. A company's internal financial control over financial reporting includes those policies and procedures that (1) pertain to the maintenance of records that, in reasonable detail, accurately and fairly reflect the transactions and dispositions of the assets of the company; (2) provide reasonable assurance that transactions are recorded as necessary to permit preparation of financial statements in accordance with generally accepted accounting principles, and that receipts and expenditures of the company are being made only in accordance with authorizations of management and directors of the company; and (3) provide reasonable assurance regarding prevention or timely detection of unauthorized acquisition, use, or disposition of the company's assets that could have a material effect on the financial statements.

Inherent Limitations of Internal Financial Controls Over Financial Reporting:

1. Because of the inherent limitations of internal financial controls over financial reporting, including the possibility of collusion or improper management override of controls, material misstatements due to error or fraud may occur and not be detected. Also, projections of any evaluation of the internal financial controls over financial reporting to future periods are subject to the risk that the internal financial control over financial reporting may become inadequate because of changes in conditions, or that the degree of compliance with the policies or procedures may deteriorate.

Opinion:

1. In our opinion, the Company has, in all material respects, an adequate internal financial controls system over financial reporting and such internal financial controls over financial reporting were operating effectively as at 31 March, 2024 based on the internal control over financial reporting criteria established by the Company considering the essential components of internal control stated in the Guidance Note on Audit of Internal Financial Controls Over Financial Reporting issued by the Institute of Chartered Accountants of India.

For **Ranpura Desai & Co.**
Chartered Accountants
Firm Registration No. 117476W

(Ketan Y. Sheth)
Partner

Membership No. 118411

UDIN: 24118411BJZXGW4755



Place: Rajkot
Date: 22 August, 2024

Marwadi Educare Foundation
(CIN: U85500GJ2023NPL140490)
(Address: Rajkot-Morbi Highway, Rajkot.)
Balance Sheet as at 31 March 2024

		(Rs in lacs)	
Particulars	Note	31 March 2024	31 March 2023
I. EQUITY AND LIABILITIES			
(1) Shareholders' Funds			
(a) Share Capital	4	1.30	-
(b) Reserves and Surplus	5	9,484.05	-
(c) Money Received against Share Warrants		-	-
Total		9,485.35	-
(2) Share application money pending allotment		-	-
(3) Non-current liabilities			
(a) Long-term Borrowings	6	28,785.37	-
(b) Deferred Tax Liabilities (Net)		-	-
(c) Other Long term Liabilities	7	0.06	-
(d) Long-term Provisions		-	-
Total		28,785.43	-
(4) Current liabilities			
(a) Short-term Borrowings	8	4,148.20	-
(b) Trade Payables	9	-	-
- Due to Micro and Small Enterprises		-	-
- Due to Others		363.81	-
(c) Other Current Liabilities	10	1,899.52	-
(d) Short-term Provisions		-	-
Total		6,411.53	-
Total Equity and Liabilities		44,682.31	-
II. ASSETS			
(1) Non-current assets			
(a) Property, Plant and Equipment and Intangible Assets			
(i) Property, Plant and Equipment	11	29,761.15	-
(ii) Intangible Assets		-	-
(iii) Capital Work-in-progress	11	8,991.28	-
(iv) Intangible Assets under Development		-	-
(b) Non-current Investments	12	176.51	-
(c) Deferred Tax Assets (net)		-	-
(d) Long-term Loans and Advances	13	104.39	-
(e) Other Non-current Assets	14	854.83	-
Total		39,888.16	-
(2) Current assets			
(a) Current investments		-	-
(b) Inventories		-	-
(c) Trade Receivables	15	220.34	-
(d) Cash and cash equivalents	16	830.69	-
(e) Short-term Loans and Advances	17	960.30	-
(f) Other Current Assets	18	2,782.82	-
Total		4,794.15	-
Total Assets		44,682.31	-

See accompanying notes to the financial statements

As per our report of even date
For Ranpura Desai & Co.,
Chartered Accountants
Firm's Registration No. 117476W



(Ketan Y. Sheth)
Partner

Membership No. 118411

UDIN: 24118411BJZXGW4755

Place: Rajkot

Date: 22 August 2024

For and on behalf of the Board of
Marwadi Educare Foundation

Ketan H Marwadi
Ketan H Marwadi
Director
00088018

Jitendra A Chandarana
Jitendra A Chandarana
Director
00095474

Marwadi Educare Foundation

(CIN: U85500GJ2023NPL140490)

(Address: Rajkot-Morbi Highway, Rajkot.)

Statement of Profit and loss for the year ended 31 March 2024

(Rs in lacs)

Particulars	Note	31 March 2024	31 March 2023
Revenue from Educational Activities	19	13,165.69	-
Other Income	20	799.02	-
Total Income		13,964.71	-
Expenses			
Cost of Material Consumed		-	-
Purchases of Stock in Trade		-	-
Change in Inventories of work in progress and finished goods		-	-
Employee Benefit Expenses	21	4,710.39	-
Finance Costs	22	1,759.12	-
Depreciation and Amortization Expenses	23	2,973.31	-
Other Expenses	24	4,908.93	-
Total expenses		14,351.75	-
Profit/(Loss) before Exceptional and Extraordinary Item and Tax		(387.04)	-
Exceptional Item		-	-
Profit/(Loss) before Extraordinary Item and Tax		(387.04)	-
Prior Period Item		-	-
Extraordinary Item		-	-
Profit/(Loss) before Tax		(387.04)	-
Tax Expenses			
- Current Tax		-	-
- Deferred Tax		-	-
- MAT Credit Entitlement		-	-
- Prior Period Taxes		-	-
- Excess/Short Provision Written back/off		-	-
Profit/(Loss) for the Period from Continuing Operations		(387.04)	-
Profit/(loss) from Discontinuing Operation (before tax)		-	-
Tax Expenses of Discountinuing Operation		-	-
Profit/(loss) from Discontinuing Operation (after tax)		-	-
Profit/(Loss) for the period		(387.04)	-
Earnings Per Share (Face Value per Share Rs.10 each)			
-Basic (In Rs)	25	(2,977.20)	-
-Diluted (In Rs)	25	(2,977.20)	-

See accompanying notes to the financial statements

As per our report of even date

For Ranpura Desai & Co.,

Chartered Accountants

Firm's Registration No. 117476W



(Ketan Y. Sheth)

Partner

Membership No. 118411

UDIN: 24118411BJZXGW4755

Place: Rajkot

Date: 22 August 2024

For and on behalf of the Board of
Marwadi Educare Foundation

Ketan H Marwadi

Director

00088018

Jitendra A Chandarana

Director

00095474

Marwadi Educare Foundation

(CIN: U85500GJ2023NPL140490)

(Address: Rajkot-Morbi Highway, Rajkot.)

Cash Flow Statement for the year ended 31 March 2024

(Rs in lacs)

Particulars	Note	31 March 2024	31 March 2023
CASH FLOW FROM OPERATING ACTIVITIES			
Net Profit after tax		(387.04)	-
Profit/(loss) from Discontinuing Operation (after tax)		-	-
Depreciation and Amortisation Expense		2,973.31	-
Provision for tax		-	-
Effect of Exchange Rate Change		-	-
Loss/(Gain) on Sale / Discard of Assets (Net)		-	-
Bad debt, provision for doubtful debts		-	-
Net Loss/(Gain) on Sale of Investments		-	-
Non Cash Expenses		-	-
Dividend Income		-	-
Interest Income		(32.90)	-
Finance Costs		-	-
Operating Profit before working capital changes		2,553.37	-
Adjustment for:			
Inventories		-	-
Trade Receivables		(220.35)	-
Loans and Advances		(960.30)	-
Other Current Assets		(2,782.82)	-
Other Non current Assets		-	-
Trade Payables		363.81	-
Other Current Liabilities		1,899.52	-
Long term Liabilities		-	-
Short-term Provisions		-	-
Long-term Provisions		-	-
Cash (Used in)/Generated from Operations		853.24	-
Tax paid(Net)		-	-
Net Cash (Used in)/Generated from Operating Activities		853.24	-
CASH FLOW FROM INVESTING ACTIVITIES			
Purchase of Property, Plant and Equipment		(41,725.73)	-
Sale of Property, Plant and Equipment		-	-
Purchase of Investments Property		(176.51)	-
Sale of Investment Property		-	-
Purchase of Equity Instruments		-	-
Proceeds from Sale of Equity Instruments		-	-
Purchase of Mutual Funds		-	-
Proceeds from Sale / Redemption of Mutual Funds		-	-
Purchase of Preference Shares		-	-
Proceeds from Sale/Redemption of Preference Shares		-	-
Purchase of Government or trust securities		-	-
Proceeds from Sale/Redemption of Government or trust securities		-	-
Purchase of debentures or bonds		-	-
Proceeds from Sale/Redemption of debentures or bonds		-	-
Purchase of Other Investments		-	-
Sale / Redemption of Other Investments		-	-
Loans and Advances given		(959.22)	-
Proceeds from Loans and Advances		-	-
Investment in Term Deposits		-	-
Maturity of Term Deposits		-	-
Movement in other non current assets		-	-
Interest received		32.90	-
Dividend received		-	-



Net Cash (Used in)/Generated from Investing Activities		(42,828.56)	-
CASH FLOW FROM FINANCING ACTIVITIES			
Proceeds from Issue of Share Capital		1.30	-
Buyback of Shares		-	-
Proceeds from Long Term Borrowings		28,785.37	-
Repayment of Long Term Borrowings		-	-
Proceeds from Short Term Borrowings		4,148.20	-
Repayment of Short Term Borrowings		-	-
Corpus fund and others		9,871.09	-
Dividends Paid (including Dividend Distribution Tax)		-	-
Interest Paid		-	-
Net Cash (Used in)/Generated from Financing Activities		42,805.96	-
Net Increase/(Decrease) in Cash and Cash Equivalents		830.64	-
Opening Balance of Cash and Cash Equivalents		-	-
Exchange difference of Foreign Currency Cash and Cash equivalents		-	-
Closing Balance of Cash and Cash Equivalents	16	830.64	-

Components of cash and cash equivalents	31 March 2024	31 March 2023
Cash on hand	2.71	-
Cheques, drafts on hand	-	-
Balances with banks in current accounts	179.31	-
Bank Deposit having maturity of less than 3 months	-	-
Others	648.68	-
Cash and cash equivalents as per Cash Flow Statement	830.69	-

Note:

The above Cash Flow Statement has been prepared under the 'Indirect Method' as set out in the Accounting Standard 3 (AS-3), "Cash Flow Statements".

See accompanying notes to the financial statements

As per our report of even date

For Ranpura Desai & Co.,
Chartered Accountants
Firm's Registration No. 117476W



(Ketan H Sheth)

Partner

Membership No. 118411

UDIN: 24118411BJZXGW4755

Place: Rajkot

Date: 22 August 2024

For and on behalf of the Board of
Marwadi Educare Foundation

Ketan H Marwadi

Ketan H Marwadi

Director

00088018

J. A. Chandarana

Jitendra A Chandarana

Director

00095474

MARWADI EDUCARE FOUNDATION
SIGNIFICANT ACCOUNTING POLICIES AND NOTES TO FINANCIAL
STATEMENTS FOR THE FINANCIAL YEAR ENDED ON 31 MARCH, 2024

1. COMPANY OVERVIEW:

1. Marwadi Educare Foundation (the "**Section 8 Company**") is Section 8 Company incorporated on 25 April, 2023 and has its registered office at Rajkot.
2. Marwadi Educare Foundation has incorporated by converting trust into section 8 Company, as per the provisions of the Companies Act. All the assets and liability exist as on the day of Conversion i.e. 25th April, 2023 are become the assets and liability of the Company.
3. Marwadi Educare Foundation is primarily engaged in the service of Educational Activities.

2. SIGNIFICANT ACCOUNTING POLICIES:

(a) BASIS OF PREPARATION OF FINANCIAL STATEMENTS

- (i) These financial statements have been prepared to comply with the Generally Accepted Accounting Principles in India (Indian GAAP), including the Accounting Standards notified under the relevant provisions of the Companies Act, 2013.
- (ii) The financial statements are prepared on accrual basis under the historical cost convention. The financial statements are presented in Indian rupees rounded off to the nearest lakhs of rupees.

(b) USE OF ESTIMATES

- (i) The preparation of financial statements in conformity with Indian GAAP requires judgments, estimates and assumptions to be made that affect the reported amount of assets and liabilities, disclosure of contingent liabilities on the date of the financial statements and the reported amount of revenues and expenses during the reporting period.
- (ii) The estimates and underlying assumptions are reviewed on an ongoing basis. Revision to the accounting estimates is recognized in the period in which is revised and future periods affected.

(c) Property, plant and Equipment

- (i) Property, Plant & Equipments
 - (a) Property, Plant & Equipments are stated at cost net of recoverable taxes, trade discounts and rebates and include amounts added on revaluation, less accumulated depreciation and impairment loss, if any. The cost of Property, Plant & Equipments comprises its purchase



MARWADI EDUCARE FOUNDATION

SIGNIFICANT ACCOUNTING POLICIES AND NOTES TO FINANCIAL STATEMENTS FOR THE FINANCIAL YEAR ENDED ON 31 MARCH, 2024

price, borrowing cost and any cost directly attributable to bringing the asset to its working condition for its intended use, net charges on foreign exchange contracts and adjustments arising from exchange rate variations attributable to the assets.

- (b) All property, plant and equipment has been coming from the Trust on conversion of the trust into the Company, and therefore, the Company has estimated useful life of such property, plant and equipment as per Schedule II of the Companies Act, 2013.
- (c) Subsequent expenditures related to an item of Property, Plant & Equipments are added to its book value only if they increase the future benefits from the existing asset beyond its previously assessed standard of performance.
- (d) Projects under which assets are not ready for their intended use are disclosed under Capital Work-in-Progress.

(ii) Intangible Assets

- (a) Intangible Assets are stated at cost of acquisition net of recoverable taxes less accumulated amortization/depletion and impairment loss, if any. The cost comprises purchase price, borrowing costs, and any cost directly attributable to bringing the asset to its working condition for the intended use and net charges on foreign exchange contracts and adjustments arising from exchange rate variations attributable to the intangible assets.

(d) DEPRECIATION, AMORTISATION AND DEPLETION

(i) Tangible Assets

- (a) Depreciation on Property, Plant & Equipments is provided to the extent of depreciable amount on the Written down value (WDV) Method. Depreciation is provided based on useful life of the assets as prescribed in Schedule II to the Companies Act, 2013.
- (b) In respect of additions or extensions forming an integral part of existing assets and insurance spares, including incremental cost arising on account of translation of foreign currency liabilities for acquisition of Fixed Assets, depreciation is provided as aforesaid over the residual life of the respective assets.

(e) IMPAIRMENT

- (i) An asset is treated as impaired when the carrying cost of asset exceeds its recoverable value. An impairment loss is charged to the Profit and Loss Statement in the year in which an asset is



MARWADI EDUCARE FOUNDATION

SIGNIFICANT ACCOUNTING POLICIES AND NOTES TO FINANCIAL STATEMENTS FOR THE FINANCIAL YEAR ENDED ON 31 MARCH, 2024

identified as impaired. The impairment loss recognized in prior accounting period is reversed if there has been a change in the estimate of recoverable amount.

(f) FOREIGN CURRENCY TRANSACTIONS

- (i) Transactions denominated in foreign currencies are recorded at the exchange rate prevailing on the date of the transaction or that approximates the actual rate at the date of the transaction.
- (ii) Monetary items denominated in foreign currencies at the year-end are restated at year end rates. In case of items which are covered by forward exchange contracts, the difference between the year-end rate and rate on the date of the contract is recognized as exchange difference and the premium paid on forward contracts is recognized over the life of the contract.
- (iii) Non-monetary foreign currency items are carried at cost.
- (iv) Any income or expense on account of exchange difference either on settlement or on translation is recognized in the Profit and Loss Statement, except in case of long-term liabilities, where they relate to acquisition of Fixed Assets, in which case they are adjusted to the carrying cost of such assets.

(g) INVESTMENTS

- (i) Current investments are carried at lower of cost and quoted/fair value, computed category-wise. Non-Current investments are stated at cost. Provision for diminution in the value of non-current investments is made only if such a decline is other than temporary.

(h) REVENUE RECOGNITION

- (i) Revenue is recognized only when risks and rewards incidental to ownership of services are transferred to the customer, it can be reliably measured and it is reasonable to expect ultimate collection. Revenue from education fees and transportation and miscellaneous fees are recognized as and when right to receive is established.
- (ii) Interest income is recognized on a time proportion basis taking into account the amount outstanding and the interest rate applicable.

(i) BORROWING COSTS

- (i) Borrowing costs include exchange differences arising from foreign currency borrowings to the extent they are regarded as an adjustment to the interest cost. Borrowing costs that are attributable to the acquisition or construction of qualifying assets are capitalized as part of the cost of such assets. A qualifying asset is one that necessarily takes substantial period of time to get ready for its intended use. All other borrowing costs are charged



MARWADI EDUCARE FOUNDATION
SIGNIFICANT ACCOUNTING POLICIES AND NOTES TO FINANCIAL
STATEMENTS FOR THE FINANCIAL YEAR ENDED ON 31 MARCH, 2024

to the Profit and Loss Statement in the period in which they are incurred.

(j) RESEARCH AND DEVELOPMENT EXPENSES

- (i) Revenue expenditure pertaining to research is charged to the Profit and Loss Statement. Development costs of products are charged to the Profit and Loss Statement unless a product's technological feasibility has been established, in which case such expenditure is capitalized.

(k) INCOME TAXES

- (i) Company is engaged in the non profit making activities, and hence, we have not provided any tax expense in the Financial statement.

(l) PROVISIONS, CONTINGENT LIABILITIES AND CONTINGENT ASSETS

- (i) Provision is recognized in the accounts when there is a present obligation as a result of past event(s), and it is probable that an outflow of resources will be required to settle the obligation and a reliable estimate can be made. Provisions are not discounted to their present value and are determined based on the best estimate required to settle the obligation at the reporting date. These estimates are reviewed at each reporting date and adjusted to reflect the current best estimates.

(m) CURRENT ASSETS, LOANS & ADVANCES AND LIABILITIES:

- (i) In the opinion of the Board, the value on realization of Current Assets, Loans and Advances, if realized in the ordinary Course of Business, shall not be less than the amount, which is stated in the current year Balance Sheet.
- (ii) The Provision for all known liabilities is reasonable and not in excess of the amount considered reasonably necessary.



MARWADI EDUCARE FOUNDATION

SIGNIFICANT ACCOUNTING POLICIES AND NOTES TO FINANCIAL STATEMENTS FOR THE FINANCIAL YEAR ENDED ON 31 MARCH, 2024

3. NOTES FORMING PART OF AUDIT REPORT:

1. Statement of following are enclose herewith are forming part of Companies accounts :
 - i. **Marwadi Education Foundation**
(1) MEF Trust (2) Engineering (3) Faculty of Architecture (4) Faculty of Diploma Studies (5) Faculty of Business Management (6) Faculty of Business Management (MAM) (7) Faculty of PG Studies (8) Faculty of UG Studies (9) Faculty of Technology (10) Faculty of MBA (11) Faculty of MBA (MAM) (12) Faculty of MCA (13) Faculty of MCA(MAM) (14) Faculty of PGDM (15) Hostel (16) Transportation.
 - ii **Marwadi University**
(1) Faculty of Architecture (2) Faculty of Business Management (3) Faculty of Computer Application (4) Faculty of Liberal Study (5) Faculty of Research (6) Faculty of Science (7) Faculty of Technology (8) Faculty of Technology (ME) (9) Faculty of Arts (10) Faculty of SSIP (11) Faculty of Law (12) Faculty of Pharma (13) Faculty of Physiotherapy (14) New Gen IEDC (15) Nodal Institute (16) Faculty of Management Studies (17) Nursing.
2. As informed by the Management of the Company, it is not possible for them to separate its books of account for the period ended on 25 April, 2023. therefor the financial statement has prepared for the period 1 May, 2023 to 31 March, 2024.
3. Trust has made application to bank for changes in status of the trust w.e.f. 25th April, 2023 to company, however respected authority has not changed the status of the trust yet. Annual information statement in the Form No. 26AS for the F.Y. 2023-2024 shows certain transactions and TDS pertaining to period after 30 April 2023, which are not reflected in books of Trust. The said transactions and TDS thereon are reflected in the books of the company.
4. Apportionment of common expenditure is done by the management as per No. of students, No. of Staff, Area Sq. Ft. or estimation. The same is reflected in the attached statement. As per guidelines set by Management and according to Institutes Registered with GTU / MU, Management has done cost allocation. The Management of Marwadi Education Foundation (MEF) and Marwadi University (MU) accepts full responsibility of proper allocation of common expenditure.
5. During the course of audit we have observed certain matters, which are necessary to draw attention to the readers of Financial Statement which are mentioned below;



MARWADI EDUCARE FOUNDATION

**SIGNIFICANT ACCOUNTING POLICIES AND NOTES TO FINANCIAL
STATEMENTS FOR THE FINANCIAL YEAR ENDED ON 31 MARCH, 2024**

- a. Company is using different software for fees collection and recording of advance fees or any other matters related to fees, however, due to numerous entries on daily basis, management is not able to reconcile the fees which are mentioned in Fees software with their final books of accounts, as the fee collection software recorded the entry on the basis of cash system and books of accounts are prepared on the basis of mercantile system.
- b. During the F.Y. 2023-2024, company has accepted unsecured loan from Director's HUF, which in our opinion falls under the provisions of Section 73 of Companies Act, 2013.

For **Ranpura Desai & Co.**
Chartered Accountants
Firm Registration No. 117476W

(**Ketan Y. Sheth**)
Partner
Membership No. 118411
UDIN: **24118411BJXG W4755**



Place: Rajkot
Date: 22 August, 2024

Marwadi Educare Foundation
(CIN: U85500GJ2023NPL140490)
Notes forming part of the Financial Statements

4 Share Capital

(Rs in lacs)

Particulars	31 March 2024	31 March 2023
Authorised Share Capital		
Equity Shares, of Rs. 10 each, 100000 (Previous Year -) Equity Shares	10.00	-
Issued, Subscribed and Fully Paid up Share Capital		
Equity Shares, of Rs. 10 each, 13000 (Previous Year -) Equity Shares paid up	1.30	-
Total	1.30	-

(i) Reconciliation of number of shares

Particulars	31 March 2024		31 March 2023	
	No. of shares	(Rs in lacs)	No. of shares	(Rs in lacs)
Opening Balance	13,000	1.30	-	-
Issued during the year	-	-	-	-
Deletion	-	-	-	-
Closing balance	13,000	1.30	-	-

(ii) Rights, preferences and restrictions attached to shares

Equity Shares: The Company has one class of equity shares. Each shareholder is eligible for one vote per share held.

(iii) Details of Shares held by shareholders holding more than 5% of the aggregate shares in the company

Equity Shares	31 March 2024		31 March 2023	
	No. of shares	In %	No. of shares	In %
Mr Jitendra Amrutlal Chandarana	2,000	15.38%	-	0.00%
Mrs Jayshree Jitendra Chandarana	2,000	15.38%	-	0.00%
Mr. Amish Jitendra Chandarana	2,000	15.38%	-	0.00%
Mr. Ketan Harkishan Marwadi	1,000	7.69%	-	0.00%
Mr. Deven Harkishan Marwadi	1,000	7.69%	-	0.00%
Mr. Sandip Harkishan Marwadi	1,000	7.69%	-	0.00%
Mrs. Savitha Ketan Marwadi	1,000	7.69%	-	0.00%
Mrs. Mira Deven Marwadi	1,000	7.69%	-	0.00%
Mrs. Kanan Sandeep Marwadi	1,000	7.69%	-	0.00%
Mr. Prakash Gokaldas Modha	1,000	7.69%	-	0.00%

(iv) Shares held by Promoters at the end of the year 31 March 2024

Name of Promoter	Class of Shares	No. of Shares	% of total shares	% Change during the year
Mr Jitendra Amrutlal Chandarana	Equity	2,000	15.38%	15.38%
Mrs Jayshree Jitendra Chandarana	Equity	2,000	15.38%	15.38%
Mr. Amish Jitendra Chandarana	Equity	2,000	15.38%	15.38%
Mr. Ketan Harkishan Marwadi	Equity	1,000	7.69%	7.69%
Mr. Deven Harkishan Marwadi	Equity	1,000	7.69%	7.69%
Mr. Sandip Harkishan Marwadi	Equity	1,000	7.69%	7.69%
Mrs. Savitha Ketan Marwadi	Equity	1,000	7.69%	7.69%
Mrs. Mira Deven Marwadi	Equity	1,000	7.69%	7.69%
Mrs. Kanan Sandeep Marwadi	Equity	1,000	7.69%	7.69%



Marwadi Educare Foundation
(CIN: U85500GJ2023NPL140490)
Notes forming part of the Financial Statements

Shares held by Promoters at the end of the year 31 March 2023

Name of Promoter	Class of Shares	No. of Shares	% of total shares	% Change during the year
Mr Jitendra Amrutlal Chandarana	Equity	2,000	15.38%	15.38%
Mrs Jayshree Jitendra Chandarana	Equity	2,000	15.38%	15.38%
Mr. Amish Jitendra Chandarana	Equity	2,000	15.38%	15.38%
Mr. Ketan Harkishan Marwadi	Equity	1,000	7.69%	7.69%
Mr. Deven Harkishan Marwadi	Equity	1,000	7.69%	7.69%
Mr. Sandip Harkishan Marwadi	Equity	1,000	7.69%	7.69%
Mrs. Savitha Ketan Marwadi	Equity	1,000	7.69%	7.69%
Mrs. Mira Deven Marwadi	Equity	1,000	7.69%	7.69%
Mrs. Kanan Sandeep Marwadi	Equity	1,000	7.69%	7.69%

5 Reserves and Surplus

(Rs in lacs)

Particulars	31 March 2024	31 March 2023
Other Reserves		
Opening Balance	1,537.48	-
Closing Balance	1,537.48	-
Statement of Profit and loss		
Addition during the year	8,333.61	-
Add: Profit/(loss) during the year	(387.04)	-
Balance at the end of the year	7,946.58	-
Total	9,484.06	-

6 Long term borrowings

(Rs in lacs)

Particulars	31 March 2024	31 March 2023
Secured Term loans from banks	14,900.54	-
Unsecured Deposits	21.46	-
Unsecured Loans and advances from related parties	13,863.37	-
Total	28,785.37	-

Particulars of Long term Borrowings

Name of Lender/Type of Loan	Nature of Security	Rate of Interest	Installments	No of Installment
AXIS BANK BUS LOAN 2617	Bus Loan	8.65%	61,605	
AXIS BANK LOAN 8344	Property	9.50%	22,50,000	2
AXIS BANK LOAN 8368	Property	9.50%	45,00,000	2
AXIS BANK LOAN 8399	Property	9.50%	2,12,00,000	2
AXIS BANK LOAN 8414	Property	9.50%	95,00,000	2
AXIS BANK LOAN 8447	Property	9.50%	95,00,000	2
AXIS BANK TERM LOAN 5875	Construction Loan	9.50%	1,63,50,000	4
BOI TERM LOAN 002	Property	9.35%	1,00,00,000	4
BOI TERM LOAN 013	Property	9.35%	50,00,000	4
BOI TERM LOAN 26	Property	9.35%	1,50,00,000	4
BOI TERM LOAN 27	Property	9.35%	30,00,000	4
HDFC AUTO LOAN INNOVA	Car Loan	8.50%	48,529	12
HDFC BANK BUS LOAN A/C	Bus Loan	8.65%	66,300	12
TATA CAPITAL LTD CONTRACT	Property	10.75%	1,44,73,077	12



Marwadi Educare Foundation
(CIN: U85500GJ2023NPL140490)
Notes forming part of the Financial Statements

7 Other Long term liabilities

Particulars	(Rs in lacs)	
	31 March 2024	31 March 2023
Others		
-Marwadi Education Management Service PVT. LTD.	0.06	-
Total	0.06	-

8 Short term borrowings

Particulars	(Rs in lacs)	
	31 March 2024	31 March 2023
Secured Loans repayable on demand from banks	4,138.95	-
Unsecured Loans repayable on demand from other parties		
-Other Payables	9.25	-
Total	4,148.20	-

Borrowings includes

Particulars	(Rs in lacs)	
	31 March 2024	31 March 2023
BANK OF INDIA 313030110000020	3,288.87	
BANK OF INDIA 313227110000004	0.72	
BANK OF INDIA 313227110000003	0.60	
BANK OF INDIA 313227110000002	0.30	
Total	3,290.49	-

9 Trade payables

Particulars	(Rs in lacs)	
	31 March 2024	31 March 2023
Due to Micro and Small Enterprises	-	-
Due to others	363.81	-
Total	363.81	-

9.1 Trade Payable ageing schedule as at 31 March 2024

Particulars	Outstanding for following periods from due date of payment				Total
	Less than 1 year	1-2 years	2-3 years	More than 3 years	
MSME					-
Others	363.81	-	-	-	363.81
Disputed dues- MSME					-
Disputed dues- Others					-
Sub total					363.81
MSME - Undue					
Others - Undue					
Total					363.81



9.2 Trade Payable ageing schedule as at 31 March 2023

(Rs in lacs)

Particulars	Outstanding for following periods from due date of payment				Total
	Less than 1 year	1-2 years	2-3 years	More than 3 years	
MSME					-
Others					-
Disputed dues- MSME					-
Disputed dues- Others					-
Sub total					-
MSME - Undue					
Others - Undue					
Total					-

10 Other current liabilities

(Rs in lacs)

Particulars	31 March 2024	31 March 2023
Statutory dues	109.26	-
Advances from customers	60.78	-
Expense Payable	12.04	-
Office Deposit	23.50	-
Project Fund	91.50	-
Salary Payable	0.07	-
Student Deposits	1,419.11	-
Student Excess Fees Payable	183.26	-
Total	1,899.52	-



Marwadi Educare Foundation
(CIN: U85000GJ2023NPL140490)

Notes forming part of the Financial Statements

11 Property, Plant and Equipment

Name of Assets	Gross Block			Depreciation and Amortization			Net Block	
	As on 00-Jan-00	Addition	Deduction	As on 31-Mar-24	for the year	Deduction	As on 31-Mar-24	As on 00-Jan-00
(i) Property, Plant and Equipment								
Land	1,649.37	-	-	1,649.37	-	-	1,649.37	1,649.37
Building	29,023.11	-	-	29,023.11	1,121.19	-	23,519.98	24,641.16
Computer	1,794.40	139.05	-	1,933.45	437.14	-	367.69	665.79
Furniture and Fixture	9,625.53	893.87	-	10,519.40	1,062.21	-	3,068.21	3,236.55
Vehicles	1,443.25	171.32	-	1,614.57	208.86	-	444.95	482.49
Plant and Machinery	845.79	9.07	-	854.86	143.92	-	710.95	845.79
Total	44,381.46	1,213.30	-	45,594.76	2,973.31	-	29,761.15	31,521.15
Previous Year								

(iii) Capital Work-in-progress

Capital Work-in-Progress Ageing Schedule							Net Block	
Capital Work-in-Progress	Amount in CWIP for a period of			Amount in CWIP for a period of			As on 31-Mar-24	As on 00-Jan-00
	Less than 1 year	1-2 Years	2-3 Years	More than 3 Years	Less than 1 year	1-2 Years	More than 3 Years	Total
Projects in progress	2,457.89	6,533.39	-	-	-	-	-	-
Projects temporarily suspended	-	-	-	-	-	-	-	-
Total	2,457.89	6,533.39	-	-	-	-	-	-
Previous Year								



Marwadi Educare Foundation
(CIN: U85500GJ2023NPL140490)
Notes forming part of the Financial Statements

12 Non current investments

(Rs in lacs)

Particulars	31 March 2024	31 March 2023
Quoted Trade Investments in Mutual Funds	176.51	-
Total	176.51	-

12.1 Details of Investments

(Rs in lacs)

Name of Entity	No of Shares	31 March 2024	No of Shares	31 March 2023
ICICI DEBT MUTUAL FUND	3,17,875	176.51		

13 Long term loans and advances

(Rs in lacs)

Particulars	31 March 2024	31 March 2023
Others		
-Other loans and advances (Unsecured, considered good)	104.39	-
Total	104.39	-

14 Other non current assets

(Rs in lacs)

Particulars	31 March 2024	31 March 2023
Security Deposits	686.05	-
Bank Deposit having maturity of greater than 12 months	168.78	-
Total	854.83	-

15 Trade receivables

(Rs in lacs)

Particulars	31 March 2024	31 March 2023
Unsecured considered good	220.34	-
Total	220.34	-

15.1 Trade Receivables ageing schedule as at 31 March 2024

(Rs in lacs)

Particulars	Outstanding for following periods from due date of payment					Total
	Less than 6 months	6 months-1 year	1-2 years	2-3 years	More than 3 years	
Undisputed Trade receivables-considered good	181.25	35.72	0.56	2.82		220.35
Undisputed Trade Receivables-considered doubtful						-
Disputed Trade Receivables considered good						-
Disputed Trade Receivables considered doubtful						-
Sub total						220.35
Undue - considered good						
Total						220.35



Marwadi Educare Foundation
(CIN: U85500GJ2023NPL140490)
Notes forming part of the Financial Statements

15.2 Trade Receivables ageing schedule as at 31 March 2023

(Rs in lacs)

Particulars	Outstanding for following periods from due date of payment					Total
	Less than 6 months	6 months- 1 year	1-2 years	2-3 years	More than 3 years	
Undisputed Trade receivables- considered good						-
Undisputed Trade Receivables- considered doubtful						-
Disputed Trade Receivables considered good						-
Disputed Trade Receivables considered doubtful						-
Sub total						-
Undue - considered good						
Total						-

16 Cash and cash equivalents

(Rs in lacs)

Particulars	31 March 2024	31 March 2023
Cash on hand	2.71	-
Balances with banks in current accounts	179.30	-
Others		
-Bank Deposit having maturity of greater than 12 months	648.68	-
Total	830.69	-

17 Short term loans and advances

(Rs in lacs)

Particulars	31 March 2024	31 March 2023
Loans and advances to employees	16.98	-
Advances to suppliers	888.13	-
Balances with Government Authorities		
-Employees Contribution	0.02	-
-GST Receivable	0.59	-
-TCS Receivable	3.61	-
-TDS Receivable	43.27	-
Others		
-Other loans and advances (Unsecured, considered good)	7.70	-
Total	960.30	-

18 Other current assets

(Rs in lacs)

Particulars	31 March 2024	31 March 2023
Interest accrued	73.30	-
Income Receivable	2,646.99	-
Notice Pay Salary Receivable	0.46	-
Prepaid Expense	12.31	-
Rent Deposit	26.69	-
Salary Receivable	23.07	-
Total	2,782.82	-



Marwadi Educare Foundation
(CIN: U85500GJ2023NPL140490)
Notes forming part of the Financial Statements

19 Revenue from operations

(Rs in lacs)

Particulars	31 March 2024	31 March 2023
Sale of services		
-Bus Fees Income	909.53	-
-Hostel Fees	3,490.84	-
-Tuition Fees	8,765.32	-
Total	13,165.69	-

20 Other Income

(Rs in lacs)

Particulars	31 March 2024	31 March 2023
Interest Income	32.90	-
CSR Fund Income	188.31	-
Non Academic Income	336.43	-
Other Income	195.90	-
Rent Income	45.48	-
Total	799.02	-

21 Employee benefit expenses

(Rs in lacs)

Particulars	31 March 2024	31 March 2023
Salaries and wages	4,394.30	-
Contribution to provident and other funds	173.88	-
Staff welfare expenses	33.13	-
Employer's Contribution	109.08	-
Total	4,710.39	-

Defined Contribution Plan

(Rs in lacs)

Particulars	31 March 2024	31 March 2023
Employers Contribution to Provident Fund	104.74	
Employers Contribution to Pension Scheme 1995	4.39	

22 Finance costs

(Rs in lacs)

Particulars	31 March 2024	31 March 2023
Interest expense		
-Bank CC Interest Expense	268.05	-
-Bank Loan Interest Expense	1,449.22	-
-Bank OD Interest Expense	25.17	-
-Vehicle Loan Interest	16.68	-
Total	1,759.12	-



Marwadi Educare Foundation

(CIN: U85500GJ2023NPL140490)

Notes forming part of the Financial Statements**23 Depreciation and amortization expenses**

(Rs in lacs)

Particulars	31 March 2024	31 March 2023
Depreciation on property, plant and equipment	2,973.31	-
Total	2,973.31	-

24 Other expenses

(Rs in lacs)

Particulars	31 March 2024	31 March 2023
Administrative Expenses		
-Advertisement Expense	1,026.66	-
-Affiliation Fees	34.74	-
-Agriculture Development Expense	0.56	-
-Audit Fee	4.56	-
-Bank Charges	2.19	-
-Bus Expenses	0.96	-
-Canteen / Mess Expense	1,385.96	-
-Competition Expense	1.35	-
-Conference Expense	7.42	-
-Consultancy Fees	23.56	-
-Conveyance Expense	4.05	-
-Convocation Expense	49.84	-
-D.G. Set Fuel	18.52	-
-Donation Expense	0.10	-
-Educational Tour Expense	1.63	-
-Electricity Expense	342.42	-
-Fest Expense	26.17	-
-Festival Celebration Expenses	12.67	-
-Freight / Labour Charges	6.19	-
-Gas Expense (GSPC)	29.25	-
-Honorary Expense	19.06	-
-Hostel Expense	72.77	-
-Hostel Maintenance Expense	33.27	-
-House Keeping Expense	345.83	-
-House Tax Expense	4.85	-
-Insurance Expense	71.65	-
-Interest on TDS	0.01	-
-Legal Expense	0.01	-
-Legal Fees	4.05	-
-Library Expenses	35.75	-
-Medical Expenses	5.27	-
-Membership Expense	8.38	-
-Miscellaneous Expense	31.95	-
-Naac Accrediation Expense	17.55	-
-NBA Accrediation Expense	1.18	-
-News Paper and Periodicals Expense	0.18	-
-Office Administrative Expense	2.39	-
-Patent Filling Fees	8.73	-
-Petrol / Diesel Expense	282.16	-
-Postage and Courier Charges	3.40	-
-Professional Fees	65.16	-
Total continued	3,992.40	-



Marwadi Educare Foundation

(CIN: U85500GJ2023NPL140490)

Notes forming part of the Financial Statements**Other expenses**

(Rs in lacs)

Particulars	31 March 2024	31 March 2023
Total continued from previous page	3,992.40	-
-Recruitment Expense	17.10	-
-Rent Expense	25.43	-
-Repairs and Maintenance Expense	332.71	-
-Security Expense	97.75	-
-Stationery and Printing Expense	51.31	-
-Students Related Expense	294.98	-
-Telephone Expense	9.64	-
-Transportation Expense	3.35	-
-Travelling Expense (Loding and Boarding)	25.10	-
-Vehicle Expense	24.22	-
-Water Expense	34.94	-
Total	4,908.93	-



Marwadi Educare Foundation

(CIN: U85500GJ2023NPL140490)

Notes forming part of the Financial Statements**25 Earning per share**

Particulars	31 March 2024	31 March 2023
Profit attributable to equity shareholders (Rs in lacs)	(387.04)	-
Weighted average number of Equity Shares	13,000	-
Earnings per share basic (Rs)	(2,977.20)	-
Earnings per share diluted (Rs)	(2,977.20)	-
Face value per equity share (Rs)	10	-

26 Earnings in Foreign Currencies**27 Expenditure made in Foreign Currencies****28 Related Party Disclosure****(i) List of Related Parties****Relationship****(ii) Related Party Transactions**

(Rs in lacs)

Particulars	Relationship	31 March 2024	31 March 2023
Interest on Unsecured Loan			
- Amish Jitendra Chandarana	Director	27.90	-
- Amish J Chandarana - HUF	Director's HUF	13.35	-
- Charulata N Chandarana	Relative of Director	3.22	-
- Jayshree J Chandarana	Relative of Director	34.26	-
- Jitendra Amrutlal Chandarana	Director	41.55	-
- Jitendra A Chandarana - HUF	Director's HUF	16.02	-
- Khushboo A Chandarana	Relative of Director	12.84	-

(iii) Related Party Balances

(Rs in lacs)

Particulars	Relationship	31 March 2024	31 March 2023
Unsecured Loans			
- Amish Jitendra Chandarana	Director	354.54	-
- Amish J Chandarana - HUF	Director's HUF	171.77	-
- Charulata N Chandarana	Relative of Director	53.56	-
- Jayshree J Chandarana	Relative of Director	484.37	-
- Jitendra Amrutlal Chandarana	Director	673.90	-
- Jitendra A Chandarana - HUF	Director's HUF	183.45	-
- Khushboo A Chandarana	Relative of Director	230.30	-

29 Title deeds of Immovable Property not held in the name of the Company

Relevant item in the Balance Sheet	Description of item of Property	31 March 2024	31 March 2023	Title deeds held in the name of	Title Holder	Property held since which date	Reason for not held in the Company name
Property, Plant and Equipment		0	0				
Investment Property		0	0				
PPE retired from		0	0				
Others		0	0				

All the assets which were belongs to trust are become asset of the Company due to conversion of trust into section 8 Company with effect from 25th April, 2023. however as per information provided to us, title deeds of Immovable properties are yet to be transferred in the name of Company.



30 Loans and Advances given to Related Parties

During the F.Y. 2023-2024, company has not given any loan as advances to related parties, hence, this clause is not applicable.

31 Wilful Defaulter

Date of declaration as wilful defaulter

The board of directors of the Company is of the opinion that the Company has, till the date of signing of this financial statement, not been declared as willful defaulter by its banks or financial institution

32 Relationship with Struck off Companies

On the basis of confirmation with the parties, the board of directors of the Company is of the opinion that the Company did not have any transactions with companies struck off under section 248 of the Companies Act, 2013.

33 Registration of Charge

No charges or its satisfaction is yet to be registered with Registrar of Companies.

34 Ratio Analysis

Particulars	Numerator/Denominator	31 March 2024	31 March 2023	Change in %
(a) Current Ratio	$\frac{\text{Current Assets}}{\text{Current Liabilities}}$	0.75	-	
(b) Debt-Equity Ratio	$\frac{\text{Total Debts}}{\text{Shareholder's Equity}}$	3.47	-	
(c) Debt Service Coverage Ratio	$\frac{\text{Earning available for Debt Service}}{\text{Debt Service}}$	-	-	
(d) Return on Equity Ratio	$\frac{\text{Profit after Tax}}{\text{Average Shareholder's Equity}}$	-8.16%	0.00%	
(e) Inventory turnover ratio	$\frac{\text{Total Turnover}}{\text{Average Inventories}}$	-	-	
(f) Trade receivables turnover ratio	$\frac{\text{Total Turnover}}{\text{Average Trade Receivable}}$	119.50	-	
(g) Trade payables turnover ratio	$\frac{\text{Total Purchases}}{\text{Average Trade Payable}}$	-	-	
(h) Net capital turnover ratio	$\frac{\text{Total Turnover}}{\text{Closing Working Capital}}$	(8.14)	-	
(i) Net profit ratio	$\frac{\text{Net Profit}}{\text{Total Turnover}}$	-2.94%	0.00%	
(j) Return on Capital employed	$\frac{\text{Earning before interest and taxes}}{\text{Capital Employed}}$	3.23%	0.00%	
(k) Return on investment	$\frac{\text{Return on Investment}}{\text{Total Investment}}$	0.00%	0.00%	

Reasons for Variances

Company has incorporated during the F.Y. 2023-2024, hence comparative figures are not available and so we have not produced Ratio Analysis.




Marwadi Educare Foundation

(CIN: U85500GJ2023NPL140490)

Notes forming part of the Financial Statements

- 35 Disclosure where company has given loan or invested to other person or entity to lend or invest in another person or entity**
No funds have been advanced or loaned or invested (either from borrowed funds or share premium or any other sources or kind of funds) by the Company to or in any other person/s or entity/ies including foreign entity/ies ("Intermediaries"), with the understanding, whether recorded in writing or otherwise, that the Intermediaries shall lend or invest in party ("Ultimate Beneficiaries) identified by or on behalf of the Company.
- 36 Disclosure where company has received fund from other person or entity to lend or invest in other person or entity**
The Company has not received any fund from any party(s) ("Funding Party/ies"), with the understanding, whether recorded in writing or otherwise, that the Company shall, whether directly or indirectly lend or invest in other persons or entities identified by or on behalf of the Company ("Ultimate Beneficiary") or provide any guarantee, security, or the like on behalf of the Ultimate Beneficiary.

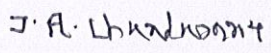
As per our report of even date
For Ranpura Desai & Co.,
Chartered Accountants
Firm's Registration No. 117476W


(Ketan Y. Sheth)
Partner
Membership No. 118411



**For and on behalf of the Board of
Marwadi Educare Foundation**


Ketan H Marwadi
Director
00088018


Jitendra A Chandarana
Director
00095474

UDIN: 24118411BJZXGW4755
Place: Rajkot
Date: 22 August 2024

Place: Rajkot
Date: 22 August 2024

Annexures forming part of Financial Statement

1 Share capital


(Rs in lacs)

Particulars	31 March 2024	31 March 2023
Issued Equity Share Capital		
- Initial Subscriber'S Money	1.30	-
Total	1.30	-

2 Reserves and surplus

(Rs in lacs)


Particulars	31 March 2024	31 March 2023
Other Reserves		
Corpus Fund		
- Corpus Fund (Bldg. Fund)	1,537.45	-
Trust Fund		
- Trust Fund A/C	0.03	-
Profit & Loss Account		
- Profit And Loss	4.98	-
- Profit And Loss - Mef- Hostel	12,888.93	-
- Profit And Loss - Mefgi- Engineering	5,854.00	-
- Profit And Loss - Mefgi- Fods	(95.04)	-
- Profit And Loss - Mefgi- Mca(Mcm)	(41.05)	-
- Profit And Loss - Mefgi-Foarchitecture	1.69	-
- Profit And Loss - Mefgi-Fobm	238.63	-
- Profit And Loss - Mefgi-Fobm(Mam)	(45.61)	-
- Profit And Loss - Mefgi-Fopg(Pg)	2,429.11	-
- Profit And Loss - Mefgi-Fot	3,159.64	-
- Profit And Loss - Mefgi-Mba	514.56	-
- Profit And Loss - Mefgi-Mba(Mam)	(122.83)	-
- Profit And Loss - Mefgi-Mca	127.63	-
- Profit And Loss - Mefgi-Popg(Ug)	(1,518.70)	-
- Profit And Loss - Mu - Fms	(862.64)	-
- Profit And Loss - Mu - Fot	719.49	-
- Profit And Loss - Mu - Mefgi Fopharmacy	(289.60)	-
- Profit And Loss - Mu -Fot(Me)	(490.61)	-
- Profit And Loss - Mu-Fol	(49.17)	-
- Profit And Loss - Mu-Fols	2,331.32	-
- Profit And Loss - Mu-Newgen ledc	101.22	-
- Profit And Loss Mef	(21,075.18)	-
- Profit And Loss Mef - Transportation	2,761.70	-
- Profit And Loss Mefgi-Pgdm	231.85	-
- Profit And Loss -Mu - Fo Research	(15.52)	-
- Profit And Loss Mu- Com. App.	414.48	-
- Profit And Loss Mu- Fobm	983.19	-
- Profit And Loss Mu- Foph	(116.46)	-
- Profit And Loss Mu- Fos	496.33	-
- Profit And Loss Mu- Nodal Institute	(0.02)	-
- Profit And Loss Mu-Foa	(204.64)	-
- Profit And Loss Mu-Foarts	1.93	-
- Profit/(Loss) for the period	(387.04)	-
Total	9,484.05	-



Annexures forming part of Financial Statement

3 Long term borrowings

Particulars	31 March 2024	31 March 2023
Secured Term loans from banks		
- Axis Bank Bus Loan A/C Cvr008709632494/2563/2617	82.39	-
- Axis Bank Loan A/C-921060050868344	666.31	-
- Axis Bank Loan A/C-921060050868368	130.00	-
- Axis Bank Loan A/C-921060050868399	614.00	-
- Axis Bank Loan A/C-921060050868414	604.00	-
- Axis Bank Loan A/C-921060050868447	415.00	-
- Axis Bank Term Loan A/C 922060050545875	2,440.20	-
- Boi Term Loan A/C New-002	1,750.00	-
- Boi Term Loan A/C New-013	2,675.00	-
- Boi Term Loan A/C New-26	1,750.00	-
- Boi Term Loan A/C New-27	240.00	-
- Hdfe Auto Loan Innova Crysta 2022	15.30	-
- Hdfe Bank Bus Loan A/C	184.57	-
- Tatacapitaltdcontract No.21858294	3,333.77	-
Unsecured Deposits		
- Amul Shop Deposit	0.50	-
- Canteen Deposit	1.00	-
- Deposit For House Keeping (Hardam Hospitality)	1.00	-
- Deposit For House Keeping (Nirali H.K. Services)	1.00	-
- Deposit For House Keeping (Sun Environmental)	1.00	-
- Driver Fund	1.08	-
- Drivers Club Account	1.59	-
- Foodies Shop Deposit	0.25	-
- Full Fresh Shop No.05 Deposit	0.50	-
- Hitesh Shukla - Tea Post Shop Deposit	0.25	-
- Jalaram Canteen Shop No. - S1 Deposit	0.50	-
- Karnawati Fast Food Shop No.S1 Deposit	0.50	-
- Khanepe Catering Ma-303 Deposit	1.00	-
- Lalaji Snacks Shop Deposit	1.00	-
- Our Cafe Law College Canteen Lb 406 Deposit	1.00	-
- Peon Club Fund	0.94	-
- Peon Fund	0.02	-
- Size Zero Pani Puri Kiosk Deposit	0.25	-
- Size Zero Pani Puri Shop No.S2 Deposit	0.50	-
- Sprinkles Cafesseri Shop No. 04 Deposit	0.01	-
- Staff Club Fund	6.07	-
- Student'S Cafe Shop - Mck 201A Deposit	0.50	-
- Tea Post Private Limited - Deposit	1.00	-
Unsecured Loans and advances from related parties		
- Amish J Chandarana	354.54	-
- Amish J Chandarana Huf	171.77	-
- Charulata N. Chandarana	53.36	-
- Jayshree J Chandarana	484.37	-
- Jitendra A Chandarana	673.90	-
- Jitendra Chandarana Huf	183.45	-
- Khushboo A Chandarana	230.30	-
- Marwadi Education Infra Pvt Ltd.	11.22	-
Total continued	17,084.91	



Annexures forming part of Financial Statement

Long term borrowings

(Rs in lacs)

Particulars	31 March 2024	31 March 2023
Total continued from previous page	17,084.91	-
- Marwadi Finlease Pvt. Ltd.	11,169.46	-
- Marwadi Investment Pvt Ltd (Interest Free Loan)	305.00	-
- Munila Ajay Patel	26.00	-
- Nishit J Chandarana_1	200.00	-
Total	28,785.37	-

4 Other Long term liabilities

(Rs in lacs)

Particulars	31 March 2024	31 March 2023
Others		
Marwadi Education Management Service Pvt. Ltd.	0.06	-
Total	0.06	-

5 Short term borrowings


(Rs in lacs)

Particulars	31 March 2024	31 March 2023
Secured Loans repayable on demand from banks		
- Axis Bank 921010019084489	3.78	-
- Bank Of India 313210110002639	0.72	-
- Bank Of India 313220110000088	845.01	-
- Bank Of India 313227110000002	0.30	-
- Bank Of India 313227110000003	(0.60)	-
- Bank Of India 313227110000004	0.72	-
- Bank Of India A/C No.310320110000257	0.15	-
- Bank Of India Cc A/C 313030110000020	3,288.87	-
Unsecured Loans repayable on demand from other parties		
Other Payables		
- Other Fee-Loan	9.25	-
Total	4,148.20	-

6 Trade payables

(Rs in lacs)

Particulars	31 March 2024	31 March 2023
Due to others		
- A.H.Upadhyay-Huf	2.83	-
- Abhishek Books	0.62	-
- Accurate Export	0.21	-
- Adarsh Agro Seeds	0.03	-
- Adhiya Bhargav Sureshbhai	0.11	-
- Admission Arrow	1.45	-
- Adwize Educational Consultancy	4.31	-
- Aerovent Hvac Systems	4.37	-
- Agarwal Sports	0.16	-
Total continued	14.09	-




Annexures forming part of Financial Statement

Trade payables

(Rs in lacs)

Particulars	31 March 2024	31 March 2023
Total continued from previous page	14.09	-
- Akash Padhiyar	0.11	-
- Akbari Madhavi Vrajlal	0.03	-
- Akshar Instruments	0.08	-
- Aman Hiteshbhai Makwana	0.15	-
- Aman Precision Products	4.39	-
- Amar Air Brake System	0.01	-
- Amar Enterprise (Gondal)	0.02	-
- Ami S Mehta	0.03	-
- Amita Bharatbhai Chavda	0.05	-
- Ankur Sales	0.03	-
- Apco Auto Parts	0.21	-
- Apurva Grafik	0.22	-
- Ashapura Admedia Llp	1.55	-
- Ashapura Enterprise	3.40	-
- Ashwini Jitendra Modi	0.05	-
- Atmiya Scientific Traders	1.05	-
- Avigit Aerospace	2.51	-
- Balaji Cement Products	0.41	-
- Bharat Law House	0.11	-
- Bhargavi Wood Furniture Works	0.90	-
- Bholu Electricals	0.06	-
- Bo Bo Han	0.15	-
- Boss Engineers	2.44	-
- Boundry Service Station	4.41	-
- Campus Corporate Connect	0.78	-
- Career Mantra	0.18	-
- Chemdyes Corporation	0.04	-
- Chetan Vaghela House Keeping Services	1.51	-
- Collegedunia Web Pvt Ltd	2.33	-
- Communication Crafts	2.59	-
- Decoration Furnishings	0.08	-
- Deep Electricals	0.07	-
- Deivdeep Trading Llp	0.44	-
- Derara Umesh P	0.24	-
- Distromed Bio-Clean Private Limited	0.09	-
- Eie Instruments Pvt. Ltd.	0.46	-
- Eighteen95 Technologies Pvt Ltd	0.44	-
- Ens Flex Printing	0.47	-
- Erfolg Consulting Private Limited	0.07	-
- Escort Security Service	0.80	-
- Falguniben Rajnibhai Parmar (Laxmi Laundry)	0.99	-
- Feast Software Pvt Ltd	2.69	-
- Fine Building Products Llp	0.22	-
- Galaxy Glass Traders	0.06	-
- Getmyuni Education Services Private Limited	1.17	-
- Ghiya Bearings	0.04	-
Total continued	52.22	-



Annexures forming part of Financial Statement

Trade payables

(Rs in lacs)

Particulars	31 March 2024	31 March 2023
Total continued from previous page	52.22	-
- Girnarsoft Education Services Pvt Ltd	0.28	-
- Global Arcus	2.71	-
- Golden Digitals	0.41	-
- Green Care	2.70	-
- Gruh Lakshmi Foam And Furnishing	0.12	-
- Gujarat Pest Control Services	1.08	-
- Hardam Hospitality Services	1.15	-
- Hardware Khazana	0.20	-
- Hari Educational Consultancy	1.80	-
- Harsha Prahladbhai Satramani	1.01	-
- Ishan Infotech Ltd	3.40	-
- Jay Auto Agency	0.02	-
- Jay Books	0.42	-
- Jay Somnath Petroleum	7.42	-
- Jaydeep Singh Chouhan	1.02	-
- Jyotheeswara Sai Enterprises	0.54	-
- Kedar Sardar	1.36	-
- Khodidasbhai B. Thumar	0.06	-
- Kiran Electric Company	1.94	-
- Kismat Interior	3.41	-
- Krishna Plywood, Glass & Hardwares	1.40	-
- Kushal Books	2.98	-
- Law Suits And More	0.27	-
- Laxmi Engineering Corporation	2.00	-
- Laxmi Laundry -(Race Course)	1.48	-
- M/S. Damji Ranchhod	0.13	-
- Mahekbanu Mustufabhai Koradiya	0.30	-
- Mahendra Furniture & Cotton Store	1.64	-
- Makwana Jagdishbhai Devshibhai (Dsons Travels)	0.07	-
- Manikanta Digital Flex	0.21	-
- Manish Automobiles	0.24	-
- Manjula Enterprise	0.35	-
- Mansi Chandresh Kakkad	0.36	-
- Mayank Digital Signage	0.05	-
- Mayurbhai Rambhai Chhaiya C/O. Jay Naklank Construc	0.54	-
- Micro Access Pvt.Ltd	0.25	-
- Mohani Caterers	103.98	-
- Mr.Krishna Mridha	0.07	-
- Mukesh Jaysukhbhai Jadav	0.17	-
- N J Paints	1.30	-
- Narmadaben L Sardar	1.23	-
- Navkar Marketing	0.68	-
- Neha Facilities Management	0.89	-
- Nicewood Furniture Llp	9.50	-
- Nirali Housekeeping Services - New	0.95	-
- Niraliben C Vaghela Housekeeping Service	1.43	-
Total continued	215.74	-




Annexures forming part of Financial Statement

Trade payables

(Rs in lacs)

Particulars	31 March 2024	31 March 2023
Total continued from previous page	215.74	-
- Nopaper Forms Solutions Private Limited	5.47	-
- Novateur Electrical & Digital Systems Pvt. Ltd.	0.18	-
- Nxt Technologies	0.03	-
- Otis Elevator Company (India) Limited	25.31	-
- Paragon Paints & Hardware Mart	8.55	-
- Parinda Barot	0.08	-
- Patel Enterprise	1.26	-
- Patria Hospitalities Pvt.Ltd.	0.15	-
- Pavan Digitals	0.41	-
- Pioneer Edutech Media Services	0.22	-
- Pooja Elecricals	0.09	-
- Pooja Electricals	0.98	-
- Pooja Monil Paun	0.23	-
- Pop Online Services Private Limited	0.06	-
- Pop Online Services Pvt.Ltd.	0.32	-
- Popular Traders	0.03	-
- Pragati Offset Pvt Ltd	4.37	-
- Prakash S Vaghela	0.14	-
- Quality Calibration Centre	0.51	-
- R D Enterprise	1.85	-
- R R Enterprise- Huf	1.83	-
- Rajeshbhai G Naiya	0.28	-
- Rajkumar Ramsiya Sharma	1.57	-
- Rajshri Print	0.04	-
- Rajshri Prints	2.62	-
- Ramachandra Brothers	0.23	-
- Ramdev Enterprises	0.17	-
- Regenta Central Rajkot	0.27	-
- Renuka Offset Press	2.18	-
- Ritu Enterprise	3.18	-
- Ruchir Bhanuprasad Pandya	0.08	-
- Safe Solutions Industries	0.22	-
- Sai Durga Enterprises	0.41	-
- Sainath Dresses	0.40	-
- Saket Advrtising & Marketing	0.41	-
- Sandip Wholesaler	0.02	-
- Sanjeet Kumar Dwivedi	0.24	-
- Santosh Ramratan	8.38	-
- Satish Rathod (Viraj Engineering)	0.29	-
- Shamsaagazarzoo Mohammedshams Alam	0.95	-
- Shankar Cloth Stores	0.01	-
- Shivam Auto Electric	0.01	-
- Shobha Ashok Gupta	0.15	-
- Shree Chamunda Laundry	2.26	-
- Shree Khodiyar Construction	0.80	-
- Shree Sadguru Corporation	0.67	-
Total continued	293.65	-



Annexures forming part of Financial Statement

Trade payables


(Rs in lacs)

Particulars	31 March 2024	31 March 2023
Total continued from previous page	293.65	-
- Shree Umiyaji Events And Production	0.23	-
- Shreeji Traders	0.37	-
- Shri Uma Sales & Services	0.30	-
- Silk Sajavat	0.41	-
- Srividya Enterprises	0.43	-
- Sun Environmental Services	3.97	-
- Sunshine Travels	3.58	-
- Surya Offset & Security Printers	0.75	-
- Tal Tarang	11.25	-
- Tanisha Laundry	1.18	-
- Target Marketing	0.05	-
- The Eventer	0.32	-
- Transglobe Travels	1.88	-
- Travel Mart	6.19	-
- Trio Enterprise	0.64	-
- Tulshai Offset	0.37	-
- United Paper Mart	0.70	-
- Vaishali Jadhav (Viraj Engineering)	1.19	-
- Vandana K. Dangar	0.13	-
- Vasant Sound Service	1.01	-
- Vedant Services	1.71	-
- Vijaykumar Dalsukh Vaghela	0.18	-
- Viraj Engineers	7.84	-
- Vishal Jayrambhai Akbari	0.33	-
- Wintech Glazing Systems Pvt.Ltd.	2.00	-
- Yamuna Enterprise	0.07	-
- Yashvi Construction	23.08	-
Total	363.81	-

7 Other current liabilities

(Rs in lacs)

Particulars	31 March 2024	31 March 2023
Statutory dues		
- Cgst Payable	0.11	-
- Gst Hold A/C	8.41	-
- Igst Availied	0.09	-
- Pf Payable A/C	18.21	-
- Professional Tax	1.60	-
- Sgst Payable	0.11	-
- Site Tds Contract A/C	7.48	-
- Site Tds Professional A/C	10.51	-
- Tds On Interest 194A (Other)	36.64	-
- Tds On Purchase Of Goods	0.23	-
- Tds On Rent	0.54	-
- Tds On Salary	25.32	-
Total continued	109.25	-



Annexures forming part of Financial Statement

Other current liabilities

(Rs in lacs)

Particulars	31 March 2024	31 March 2023
Total continued from previous page	109.25	-
Advances from customers		
- Indus Tower - Hostel B Wing	0.10	-
- Lalaji Snacks - 2 Kiosk	0.50	-
- Nayara Energy Limited	0.28	-
- Oscar Glaze & Sanitary Wares	2.00	-
- Suresh B. Vadgama	2.54	-
- Ultratech Cement Ltd	53.45	-
- Umiya Marble Industries	0.91	-
- Vidhyadeep University	1.00	-
Expense Payable		
- Expense Payable Account	12.04	-
Office Deposit		
- Mr. Brahma Reddy Vaka (Akshara Educational)	5.00	-
- Mr. Damodaran N (United South)	5.50	-
- Mr. M Harikrishna Yadav (United South)	6.50	-
- Mr. Surender Reddy D (United South)	6.50	-
Project Fund		
- Aicte Training And Learning (Atal) Academy	0.23	-
- Ccp Law Project- Hue University	11.65	-
- Dr. Alan Williams Ammanford Solar Research Project	21.03	-
- Gemi Income-Exp	5.99	-
- Grant Rece. From Aistdf Secretary Dst	0.16	-
- Grant Received For Erasmus & Ka2 Cbhe Ilmf Project	7.25	-
- Grant Received For Event-Asme 2019	3.57	-
- Grant Received For Pro Bono Club	0.37	-
- Grant Received From Gaje	0.18	-
- Gujcost - Developing A Hybrid Nanocomposite Material	4.60	-
- Gujcost - Use Of Ogpc In Precast Members	16.17	-
- Gujcost- Rescue Support Robotics	2.93	-
- Kankesh Pharmacy Llp Research Project	2.90	-
- Minor Research Project 2015-16 Income Exp. A/C	(3.70)	-
- Newgen Student Project Fund	11.51	-
- Seed Grant	(0.03)	-
- Seed Grant Project	(0.31)	-
- Serb Funded Project	2.36	-
- Serb Funded Project-2023	3.86	-
- Ssip Student Project Fund	0.21	-
- Thapar University Project	0.59	-
Salary Payable		
- Salary Payable For Adhoc Staffs	0.07	-
Student Deposits		
- Alumni Deposit Sem 1 Dual Degree-Mca1 2014-15	0.07	-
- Alumni Deposit Sem 1 Fobm1 2014-15	0.39	-
- Alumni Deposit Sem 1 Foe1 2014-15	2.64	-
- Alumni Deposit Sem 1 Foe2 2014-15	0.56	-
- Alumni Deposit Sem 1 Fom1 2014-15	0.65	-
Total continued	301.47	-




Annexures forming part of Financial Statement

Other current liabilities

(Rs in lacs)

Particulars	31 March 2024	31 March 2023
Total continued from previous page	301.47	-
- Alumni Deposit Sem 1 Fot1 2014-15	2.22	-
- Alumni Deposit Sem 1 Fot2 2014-15	0.42	-
- Alumni Deposit Sem 1 Fpgrs1 2014-15	1.06	-
- Alumni Deposit Sem 1 Fpgrs2 2014-15	0.57	-
- Alumni Deposit Sem 1 Mam-Fobm1 2014-15	0.22	-
- Alumni Deposit Sem 1 Mam-Fom1 2014-15	0.28	-
- Alumni Deposit Sem 1 Mca1 2014-15	0.03	-
- Alumni Deposit Sem 3 Foe1 2014-15	0.44	-
- Alumni Deposit Sem 3 Fom1 2014-15	0.01	-
- Alumni Deposit Sem 3 Fot1 2014-15	0.46	-
- Alumni Deposit Sem 3 Fot2 2014-15	0.01	-
- Alumni Deposit Sem 3 Mam-Fom1 2014-15	0.02	-
- Alumni Deposit Sem 3 Mca1 2014-15	0.52	-
- Alumni Deposit Sem 3 Mca2 2014-15	0.19	-
- Alumni Deposit Sem 5 Fot1 2014-15	0.01	-
- Caution Deposit Sem 1 Agriculture (Hons) 2021-22	1.92	-
- Caution Deposit Sem 1 Agriculture (Hons) 2022-23	1.82	-
- Caution Deposit Sem 1 Agriculture (Hons) 2023-24	1.47	-
- Caution Deposit Sem 1 Agriculture (Hons) 2024-25	0.07	-
- Caution Deposit Sem 1 Agriculture 2018-19	1.66	-
- Caution Deposit Sem 1 Ba (Hons) - English 2022-23	1.54	-
- Caution Deposit Sem 1 Ba (Hons) - English 2023-24	1.26	-
- Caution Deposit Sem 1 Ba 2021-22	1.19	-
- Caution Deposit Sem 1 Ba 2024-25	0.21	-
- Caution Deposit Sem 1 Bba 2 2017-18	1.69	-
- Caution Deposit Sem 1 Bba 2017-18	3.92	-
- Caution Deposit Sem 1 Bba 2018-19	1.97	-
- Caution Deposit Sem 1 Bba 2019-20	4.92	-
- Caution Deposit Sem 1 Bba 2020-21	6.79	-
- Caution Deposit Sem 1 Bba 2021-22	21.90	-
- Caution Deposit Sem 1 Bba 2022-23	40.06	-
- Caution Deposit Sem 1 Bba 2023-24	27.86	-
- Caution Deposit Sem 1 Bba 2024-25	0.14	-
- Caution Deposit Sem 1 Bba-Hon 2017-18	3.41	-
- Caution Deposit Sem 1 Bba-Hon 2018-19	1.16	-
- Caution Deposit Sem 1 Bba-Hon 2019-20	1.68	-
- Caution Deposit Sem 1 Bba-Hon 2020-21	4.48	-
- Caution Deposit Sem 1 Bba-Hon 2021-22	20.06	-
- Caution Deposit Sem 1 Bba-Hon 2022-23	0.21	-
- Caution Deposit Sem 1 Bca 2017-18	2.07	-
- Caution Deposit Sem 1 Bca 2018-19	0.95	-
- Caution Deposit Sem 1 Bca 2019-20	1.48	-
- Caution Deposit Sem 1 Bca 2020-21	3.17	-
- Caution Deposit Sem 1 Bca 2021-22	15.37	-
- Caution Deposit Sem 1 Bca 2022-23	23.59	-
- Caution Deposit Sem 1 Bca 2023-24	16.10	-
Total continued	522.05	-




Annexures forming part of Financial Statement

Other current liabilities

(Rs in lacs)

Particulars	31 March 2024	31 March 2023
Total continued from previous page	522.05	-
- Caution Deposit Sem 1 Bcom (Hon) 2018-19	0.39	-
- Caution Deposit Sem 1 Bcom 2 2017-18	0.84	-
- Caution Deposit Sem 1 Bcom 2017-18	0.60	-
- Caution Deposit Sem 1 Bcom 2018-19	0.40	-
- Caution Deposit Sem 1 Bcom 2019-20	1.91	-
- Caution Deposit Sem 1 Bcom 2020-21	2.56	-
- Caution Deposit Sem 1 Bcom 2021-22	5.53	-
- Caution Deposit Sem 1 Bcom 2022-23	7.35	-
- Caution Deposit Sem 1 Bcom 2023-24	3.71	-
- Caution Deposit Sem 1 Bpharm 2022-23	6.81	-
- Caution Deposit Sem 1 Bpharm 2023-24	4.77	-
- Caution Deposit Sem 1 Bpharm 2024-25	0.07	-
- Caution Deposit Sem 1 Bphysiotherapy 2019-20	2.19	-
- Caution Deposit Sem 1 Bphysiotherapy 2020-21	0.07	-
- Caution Deposit Sem 1 Bphysiotherapy 2022-23	2.59	-
- Caution Deposit Sem 1 Bphysiotherapy 2023-24	1.89	-
- Caution Deposit Sem 1 Bphysiotherapy 2024-25	0.07	-
- Caution Deposit Sem 1 Bsc 2017-18	8.05	-
- Caution Deposit Sem 1 Bsc 2018-19	0.23	-
- Caution Deposit Sem 1 Bsc 2019-20	1.39	-
- Caution Deposit Sem 1 Bsc 2020-21	0.96	-
- Caution Deposit Sem 1 Bsc 2021-22	5.33	-
- Caution Deposit Sem 1 Bsc 2022-23	3.57	-
- Caution Deposit Sem 1 Bsc 2023-24	2.10	-
- Caution Deposit Sem 1 Bsc(Data Science) 2022-23	2.31	-
- Caution Deposit Sem 1 Bsc(Data Science) 2023-24	1.33	-
- Caution Deposit Sem 1 Bsc(Hons) In Economics 2022-23	0.07	-
- Caution Deposit Sem 1 Bsc(It) 2021-22	3.71	-
- Caution Deposit Sem 1 Bsc(It) 2022-23	7.20	-
- Caution Deposit Sem 1 Bsc(It) 2023-24	3.92	-
- Caution Deposit Sem 1 Computer Science 2018-19	0.14	-
- Caution Deposit Sem 1 Computer Science 2019-20	0.15	-
- Caution Deposit Sem 1 Computer Science 2020-21	(0.12)	-
- Caution Deposit Sem 1 Computer Science 2021-22	0.49	-
- Caution Deposit Sem 1 Computer Science 2022-23	1.40	-
- Caution Deposit Sem 1 Computer Science 2023-24	2.45	-
- Caution Deposit Sem 1 Design - Art 2019-20	0.15	-
- Caution Deposit Sem 1 Diploma 2021-22	0.09	-
- Caution Deposit Sem 1 Diploma 2022-23	27.70	-
- Caution Deposit Sem 1 Diploma 2023-24	19.11	-
- Caution Deposit Sem 1 Diploma 2024-25	0.07	-
- Caution Deposit Sem 1 Engineering 2022-23	11.17	-
- Caution Deposit Sem 1 Engineering 2023-24	8.13	-
- Caution Deposit Sem 1 Fom1 2020-21	0.05	-
- Caution Deposit Sem 1 Fom1 2022-23	0.35	-
- Caution Deposit Sem 1 Fpgs1 2017-18	0.75	-
Total continued	676.05	-




Annexures forming part of Financial Statement

Other current liabilities

(Rs in lacs)

Particulars	31 March 2024	31 March 2023
Total continued from previous page	676.05	-
- Caution Deposit Sem 1 Fpgrs1 2018-19	1.35	-
- Caution Deposit Sem 1 Fpgrs1 2019-20	0.83	-
- Caution Deposit Sem 1 Gnm 2023-24	0.14	-
- Caution Deposit Sem 1 Law 2018-19	0.35	-
- Caution Deposit Sem 1 Law 2019-20	5.10	-
- Caution Deposit Sem 1 Law 2020-21	4.13	-
- Caution Deposit Sem 1 Law 2021-22	2.17	-
- Caution Deposit Sem 1 Law 2022-23	2.24	-
- Caution Deposit Sem 1 Law 2023-24	2.31	-
- Caution Deposit Sem 1 Llm 2020-21	0.54	-
- Caution Deposit Sem 1 Llm 2021-22	(0.07)	-
- Caution Deposit Sem 1 Llm 2022-23	0.14	-
- Caution Deposit Sem 1 Llm 2023-24	0.98	-
- Caution Deposit Sem 1 Ma 2021-22	0.07	-
- Caution Deposit Sem 1 Ma 2022-23	0.35	-
- Caution Deposit Sem 1 Ma 2023-24	0.14	-
- Caution Deposit Sem 1 Mba 2021-22	(2.88)	-
- Caution Deposit Sem 1 Mba 2022-23	28.08	-
- Caution Deposit Sem 1 Mba 2023-24	22.45	-
- Caution Deposit Sem 1 Mba 2024-25	0.28	-
- Caution Deposit Sem 1 Mca 2022-23	8.08	-
- Caution Deposit Sem 1 Mca 2023-24	8.27	-
- Caution Deposit Sem 1 Mpharm 2022-23	0.42	-
- Caution Deposit Sem 1 Mpharm 2023-24	0.84	-
- Caution Deposit Sem 1 Msc 2017-18	1.15	-
- Caution Deposit Sem 1 Msc 2018-19	1.60	-
- Caution Deposit Sem 1 Msc 2019-20	1.35	-
- Caution Deposit Sem 1 Msc 2020-21	(0.64)	-
- Caution Deposit Sem 1 Msc 2021-22	1.46	-
- Caution Deposit Sem 1 Msc 2022-23	7.84	-
- Caution Deposit Sem 1 Msc 2023-24	3.08	-
- Caution Deposit Sem 1 Msc(Data Science) 2021-22	(0.07)	-
- Caution Deposit Sem 1 Msc(Data Science) 2022-23	0.49	-
- Caution Deposit Sem 1 Msc(Data Science) 2023-24	0.14	-
- Caution Deposit Sem 1 Msc-It 2017-18	0.27	-
- Caution Deposit Sem 1 Mu-Foa 2017-18	0.15	-
- Caution Deposit Sem 1 Mu-Foa 2018-19	0.30	-
- Caution Deposit Sem 1 Mu-Foa 2019-20	0.30	-
- Caution Deposit Sem 1 Mu-Fobm 2019-20	0.33	-
- Caution Deposit Sem 1 Mu-Fobm 2020-21	(0.23)	-
- Caution Deposit Sem 1 Mu-Fobm 2021-22	8.41	-
- Caution Deposit Sem 1 Mu-Fobm 2022-23	0.24	-
- Caution Deposit Sem 1 Mu-Fot 2017-18	0.45	-
- Caution Deposit Sem 1 Mu-Fot 2018-19	0.11	-
- Caution Deposit Sem 1 Mu-Fot 2019-20	0.17	-
- Caution Deposit Sem 1 Mu-Fot 2020-21	0.50	-
Total continued	789.76	-




Annexures forming part of Financial Statement

Other current liabilities

(Rs in lacs)

Particulars	31 March 2024	31 March 2023
Total continued from previous page	789.76	-
- Caution Deposit Sem 1 Mu-Fot 2022-23	71.79	-
- Caution Deposit Sem 1 Mu-Fot 2023-24	23.31	-
- Caution Deposit Sem 1 Mu-Fot 2024-25	0.07	-
- Caution Deposit Sem 1 Nursing 2023-24	0.35	-
- Caution Deposit Sem 1 Pg Dmlt 2020-21	(0.07)	-
- Caution Deposit Sem 1 Pg Dmlt 2021-22	0.63	-
- Caution Deposit Sem 1 Pg Dmlt 2022-23	0.70	-
- Caution Deposit Sem 1 Pg Dmlt 2023-24	0.49	-
- Caution Deposit Sem 1 Pg Engineering 2023-24	0.14	-
- Caution Deposit Sem 1 Phd 2021-22	4.69	-
- Caution Deposit Sem 1 Phd 2022-23	6.37	-
- Caution Deposit Sem 1 Phd 2023-24	4.69	-
- Caution Deposit Sem 2 Agriculture 2018-19	0.07	-
- Caution Deposit Sem 2 Ba 2021-22	0.07	-
- Caution Deposit Sem 2 Bba 2019-20	0.07	-
- Caution Deposit Sem 2 Bba 2020-21	0.07	-
- Caution Deposit Sem 2 Bba 2021-22	0.21	-
- Caution Deposit Sem 2 Bba 2022-23	0.25	-
- Caution Deposit Sem 2 Bba 2023-24	0.28	-
- Caution Deposit Sem 2 Bba-Hon 2020-21	0.14	-
- Caution Deposit Sem 2 Bca 2021-22	0.07	-
- Caution Deposit Sem 2 Bca 2023-24	0.35	-
- Caution Deposit Sem 2 Bcom 2019-20	0.07	-
- Caution Deposit Sem 2 Bcom 2021-22	0.07	-
- Caution Deposit Sem 2 Bcom 2022-23	0.14	-
- Caution Deposit Sem 2 Bcom 2023-24	0.21	-
- Caution Deposit Sem 2 Bphysiotherapy 2022-23	0.07	-
- Caution Deposit Sem 2 Bsc 2018-19	0.12	-
- Caution Deposit Sem 2 Bsc(It) 2021-22	0.07	-
- Caution Deposit Sem 2 Diploma 2023-24	0.07	-
- Caution Deposit Sem 2 Engineering 2022-23	0.15	-
- Caution Deposit Sem 2 Law 2019-20	0.13	-
- Caution Deposit Sem 2 Law 2021-22	0.07	-
- Caution Deposit Sem 2 Law 2023-24	0.07	-
- Caution Deposit Sem 2 Msc 2022-23	0.07	-
- Caution Deposit Sem 2 Mu-Fot 2023-24	0.28	-
- Caution Deposit Sem 2 Phd 2022-23	0.14	-
- Caution Deposit Sem 3 Agriculture (Hons) 2023-24	0.56	-
- Caution Deposit Sem 3 Ba (Hons) - English 2023-24	0.07	-
- Caution Deposit Sem 3 Bba 2020-21	0.14	-
- Caution Deposit Sem 3 Bba 2021-22	0.07	-
- Caution Deposit Sem 3 Bba 2022-23	0.49	-
- Caution Deposit Sem 3 Bba 2023-24	0.35	-
- Caution Deposit Sem 3 Bca 2021-22	0.07	-
- Caution Deposit Sem 3 Bca 2022-23	0.35	-
- Caution Deposit Sem 3 Bca 2023-24	0.35	-
Total continued	908.68	-




Annexures forming part of Financial Statement

Other current liabilities

(Rs in lacs)

Particulars	31 March 2024	31 March 2023
Total continued from previous page	908.68	-
- Caution Deposit Sem 3 Bcom 2022-23	0.42	-
- Caution Deposit Sem 3 Bcom 2023-24	0.14	-
- Caution Deposit Sem 3 Bpharm 2023-24	0.07	-
- Caution Deposit Sem 3 Bphysiotherapy 2022-23	0.07	-
- Caution Deposit Sem 3 Bphysiotherapy 2023-24	0.07	-
- Caution Deposit Sem 3 Bsc 2020-21	0.07	-
- Caution Deposit Sem 3 Bsc 2021-22	(0.05)	-
- Caution Deposit Sem 3 Bsc(It) 2023-24	0.07	-
- Caution Deposit Sem 3 Diploma 2022-23	(0.28)	-
- Caution Deposit Sem 3 Diploma 2023-24	0.28	-
- Caution Deposit Sem 3 Engineering 2023-24	1.99	-
- Caution Deposit Sem 3 Foe1 2022-23	4.28	-
- Caution Deposit Sem 3 Law 2022-23	0.14	-
- Caution Deposit Sem 3 Mca 2022-23	0.14	-
- Caution Deposit Sem 3 Mu-Fot 2022-23	35.09	-
- Caution Deposit Sem 3 Mu-Fot 2023-24	9.96	-
- Caution Deposit Sem 3 Mu-Fot 2024-25	0.14	-
- Caution Deposit Sem 4 Bba 2020-21	0.07	-
- Caution Deposit Sem 4 Bpharm 2022-23	0.14	-
- Caution Deposit Sem 4 Bsc 2018-19	0.07	-
- Caution Deposit Sem 4 Bsc(It) 2023-24	0.07	-
- Caution Deposit Sem 4 Mu-Fot 2022-23	1.20	-
- Caution Deposit Sem 4 Phd 2023-24	0.07	-
- Caution Deposit Sem 5 Bba-Hon 2022-23	0.01	-
- Caution Deposit Sem 5 Bpharm 2023-24	0.63	-
- Caution Deposit Sem 5 Engineering 2023-24	0.14	-
- Caution Deposit Sem 5 Law 2021-22	0.21	-
- Caution Deposit Sem 5 Mu-Foa 2020-21	0.15	-
- Caution Deposit Sem 5 Mu-Fot 2022-23	2.40	-
- Caution Deposit Sem 5 Mu-Fot 2023-24	0.42	-
- Caution Deposite Sem1 Msc 2021-22	0.07	-
- Caution Money Sem 1 Bba 2020-21	0.07	-
- Caution Money Sem 1 Bphysiotherapy 2021-22	0.07	-
- Caution Money Sem 1 Bsc 2019-20	0.07	-
- Caution Money Sem 1 Diploma 2022-23	0.07	-
- Caution Money Sem 1 Dual Degree-Mca1 2013-14	0.16	-
- Caution Money Sem 1 Dual Degree-Mca1 2014-15	0.20	-
- Caution Money Sem 1 Fobm1 2013-14	1.00	-
- Caution Money Sem 1 Fobm1 2014-15	0.45	-
- Caution Money Sem 1 Fobm2 2013-14	0.20	-
- Caution Money Sem 1 Foe1 2012-13	3.90	-
- Caution Money Sem 1 Foe1 2013-14	3.20	-
- Caution Money Sem 1 Foe1 2014-15	3.17	-
- Caution Money Sem 1 Foe2 2013-14	1.42	-
- Caution Money Sem 1 Foe2 2014-15	1.10	-
- Caution Money Sem 1 Fom1 2012-13	0.93	-
Total continued	982.94	-




Annexures forming part of Financial Statement

Other current liabilities

(Rs in lacs)

Particulars	31 March 2024	31 March 2023
Total continued from previous page	982.94	-
- Caution Money Sem 1 Fom1 2013-14	0.92	-
- Caution Money Sem 1 Fom1 2014-15	0.80	-
- Caution Money Sem 1 Fom2 2012-13	0.20	-
- Caution Money Sem 1 Fom2 2013-14	0.40	-
- Caution Money Sem 1 Fot1 2012-13	2.00	-
- Caution Money Sem 1 Fot1 2013-14	3.14	-
- Caution Money Sem 1 Fot1 2014-15	3.70	-
- Caution Money Sem 1 Fot1 2015-16	(0.10)	-
- Caution Money Sem 1 Fot2 2012-13	0.37	-
- Caution Money Sem 1 Fot2 2013-14	0.70	-
- Caution Money Sem 1 Fot2 2014-15	0.46	-
- Caution Money Sem 1 Fpgrs1 2012-13	1.16	-
- Caution Money Sem 1 Fpgrs1 2013-14	0.36	-
- Caution Money Sem 1 Fpgrs1 2014-15	1.24	-
- Caution Money Sem 1 Fpgrs1 2018-19	0.15	-
- Caution Money Sem 1 Fpgrs1 2019-20	0.16	-
- Caution Money Sem 1 Fpgrs2 2013-14	1.40	-
- Caution Money Sem 1 Fpgrs2 2014-15	1.37	-
- Caution Money Sem 1 Mam-Fobm1 2014-15	1.35	-
- Caution Money Sem 1 Mam-Fom1 2013-14	0.60	-
- Caution Money Sem 1 Mam-Fom1 2014-15	0.56	-
- Caution Money Sem 1 Mca 2022-23	0.07	-
- Caution Money Sem 1 Mca1 2012-13	1.10	-
- Caution Money Sem 1 Mca1 2013-14	(0.10)	-
- Caution Money Sem 1 Mca1 2014-15	(0.10)	-
- Caution Money Sem 1 Mca2 2012-13	0.20	-
- Caution Money Sem 1 Mu-Foa 2018-19	0.15	-
- Caution Money Sem 1 Mu-Fobm 2022-23	0.07	-
- Caution Money Sem 3 Foe1 2012-13	0.50	-
- Caution Money Sem 3 Foe1 2013-14	0.50	-
- Caution Money Sem 3 Foe1 2014-15	0.73	-
- Caution Money Sem 3 Fot1 2013-14	0.40	-
- Caution Money Sem 3 Fot1 2014-15	0.45	-
- Caution Money Sem 3 Mam-Fom1 2014-15	0.10	-
- Caution Money Sem 3 Mca1 2013-14	1.00	-
- Caution Money Sem 3 Mca1 2014-15	2.30	-
- Caution Money Sem 3 Mca1 2015-16	(0.10)	-
- Caution Money Sem 3 Mca2 2013-14	0.30	-
- Caution Money Sem 5 Foe1 2012-13	0.02	-
- Caution Money Sem1 Fobm1 2012-13	0.87	-
- Caution Money Sem1 Fobm2 2012-13	1.01	-
- Caution Money Sem1 Foe2 2012-13	1.14	-
- Caution Money Trimester - I Fobm1 2012-13	1.03	-
- Caution Money Trimester - I Fobm1 2013-14	0.81	-
- Caution Money Trimester - I Fom1 2013-14	0.20	-
- Cnc-Vmc Programming Deposit	0.35	-
Total continued	1,016.88	




Annexures forming part of Financial Statement

Other current liabilities

(Rs in lacs)

Particulars	31 March 2024	31 March 2023
Total continued from previous page	1,016.88	-
- Hostel Deposit - Engg.2011-12	0.07	-
- Hostel Deposit Mba 2011-2012	0.30	-
- Hostel Deposit Sem 1 Agriculture (Hons) Mu-Foagri 2022-23	0.60	-
- Hostel Deposit Sem 1 Agriculture (Hons) Mu-Foagri 2023-24	1.35	-
- Hostel Deposit Sem 1 Agriculture (Hons) Mu-Foas 2021-22	1.05	-
- Hostel Deposit Sem 1 Ba (Hons) - English Mu-Foart 2022-23	0.30	-
- Hostel Deposit Sem 1 Ba (Hons) - English Mu-Foart 2023-24	0.45	-
- Hostel Deposit Sem 1 Ba Mu-Foart 2021-22	0.45	-
- Hostel Deposit Sem 1 Bba Fms 2021-22	(0.45)	-
- Hostel Deposit Sem 1 Bba Fms 2022-23	8.76	-
- Hostel Deposit Sem 1 Bba Fms 2023-24	6.17	-
- Hostel Deposit Sem 1 Bba Mu-Fls1 2017-18	0.15	-
- Hostel Deposit Sem 1 Bba Mu-Fls1 2018-19	0.60	-
- Hostel Deposit Sem 1 Bba Mu-Fls1 2019-20	0.44	-
- Hostel Deposit Sem 1 Bba Mu-Fls1 2020-21	0.35	-
- Hostel Deposit Sem 1 Bba Mu-Fls1 2021-22	4.80	-
- Hostel Deposit Sem 1 Bba-Hon Mu-Fls1 2017-18	0.15	-
- Hostel Deposit Sem 1 Bba-Hon Mu-Fls1 2019-20	0.15	-
- Hostel Deposit Sem 1 Bba-Hon Mu-Fls1 2021-22	3.15	-
- Hostel Deposit Sem 1 Bba-Hon Mu-Fls1 2022-23	(0.15)	-
- Hostel Deposit Sem 1 Bca Mu-Foca 2016-17	0.15	-
- Hostel Deposit Sem 1 Bca Mu-Foca 2018-19	0.15	-
- Hostel Deposit Sem 1 Bca Mu-Foca 2019-20	(0.15)	-
- Hostel Deposit Sem 1 Bca Mu-Foca 2021-22	4.95	-
- Hostel Deposit Sem 1 Bca Mu-Foca 2022-23	4.13	-
- Hostel Deposit Sem 1 Bca Mu-Foca 2023-24	6.60	-
- Hostel Deposit Sem 1 Bcom Fms 2022-23	1.50	-
- Hostel Deposit Sem 1 Bcom Fms 2023-24	0.75	-
- Hostel Deposit Sem 1 Bcom Mu-Fls 2016-17	0.15	-
- Hostel Deposit Sem 1 Bcom Mu-Fls1 2018-19	0.15	-
- Hostel Deposit Sem 1 Bcom Mu-Fls1 2019-20	0.29	-
- Hostel Deposit Sem 1 Bcom Mu-Fls1 2020-21	(0.01)	-
- Hostel Deposit Sem 1 Bcom Mu-Fls1 2021-22	1.95	-
- Hostel Deposit Sem 1 Bcom Mu-Fls2 2017-18	0.25	-
- Hostel Deposit Sem 1 Bpharm Fop 2019-20	0.16	-
- Hostel Deposit Sem 1 Bpharm Fop 2020-21	1.70	-
- Hostel Deposit Sem 1 Bpharm Fop 2021-22	4.80	-
- Hostel Deposit Sem 1 Bpharm Fop 2022-23	4.20	-
- Hostel Deposit Sem 1 Bpharm Fop 2023-24	3.47	-
- Hostel Deposit Sem 1 Bphysiotherapy Mu-Foph 2020-21	1.05	-
- Hostel Deposit Sem 1 Bphysiotherapy Mu-Foph 2021-22	3.00	-
- Hostel Deposit Sem 1 Bphysiotherapy Mu-Fopt 2022-23	1.50	-
- Hostel Deposit Sem 1 Bphysiotherapy Mu-Fopt 2023-24	1.50	-
- Hostel Deposit Sem 1 Bsc Mu-Fos 2017-18	0.30	-
- Hostel Deposit Sem 1 Bsc Mu-Fos 2019-20	(0.15)	-
- Hostel Deposit Sem 1 Bsc Mu-Fos 2020-21	0.15	-
Total continued	1,088.11	-



Annexures forming part of Financial Statement

Other current liabilities

(Rs in lacs)

Particulars	31 March 2024	31 March 2023
Total continued from previous page	1,088.11	-
- Hostel Deposit Sem 1 Bsc Mu-Fos 2021-22	2.25	-
- Hostel Deposit Sem 1 Bsc Mu-Fos 2022-23	1.65	-
- Hostel Deposit Sem 1 Bsc Mu-Fos 2023-24	1.20	-
- Hostel Deposit Sem 1 Bsc(Data Science) Mu-Foca 2022-23	0.90	-
- Hostel Deposit Sem 1 Bsc(Data Science) Mu-Foca 2023-24	0.45	-
- Hostel Deposit Sem 1 Bsc(It) Mu-Foca 2021-22	0.60	-
- Hostel Deposit Sem 1 Bsc(It) Mu-Foca 2022-23	2.70	-
- Hostel Deposit Sem 1 Bsc(It) Mu-Foca 2023-24	0.60	-
- Hostel Deposit Sem 1 Computer Science Mu-Foca 2022-23	0.15	-
- Hostel Deposit Sem 1 Computer Science Mu-Foca 2023-24	2.70	-
- Hostel Deposit Sem 1 Diploma Fds 2017-18	0.15	-
- Hostel Deposit Sem 1 Diploma Fds 2018-19	0.97	-
- Hostel Deposit Sem 1 Diploma Fds 2020-21	0.45	-
- Hostel Deposit Sem 1 Diploma Fds 2021-22	5.55	-
- Hostel Deposit Sem 1 Diploma Fds 2022-23	10.35	-
- Hostel Deposit Sem 1 Diploma Fds 2023-24	7.05	-
- Hostel Deposit Sem 1 Engineering Foe1(Mu) 2022-23	3.08	-
- Hostel Deposit Sem 1 Engineering Foe1(Mu) 2023-24	2.27	-
- Hostel Deposit Sem 1 Engineering Foet 2023-24	8.50	-
- Hostel Deposit Sem 1 Foa1 2015-16	0.15	-
- Hostel Deposit Sem 1 Fobm2 2013-14	0.30	-
- Hostel Deposit Sem 1 Foe1 2012-13	0.10	-
- Hostel Deposit Sem 1 Foe1 2013-14	0.34	-
- Hostel Deposit Sem 1 Foe1 2014-15	0.89	-
- Hostel Deposit Sem 1 Foe1 2015-16	0.10	-
- Hostel Deposit Sem 1 Foe1 2016-17	(0.15)	-
- Hostel Deposit Sem 1 Foe1 2017-18	0.12	-
- Hostel Deposit Sem 1 Foe1 2018-19	(0.11)	-
- Hostel Deposit Sem 1 Foe1 2019-20	0.30	-
- Hostel Deposit Sem 1 Foe1 2020-21	0.66	-
- Hostel Deposit Sem 1 Foe2 2013-14	0.31	-
- Hostel Deposit Sem 1 Foe2 2014-15	0.15	-
- Hostel Deposit Sem 1 Fom1 2012-13	0.10	-
- Hostel Deposit Sem 1 Fom1 2015-16	0.20	-
- Hostel Deposit Sem 1 Fom1 2020-21	0.60	-
- Hostel Deposit Sem 1 Fom1 2021-22	(0.30)	-
- Hostel Deposit Sem 1 Fot1 2012-13	0.10	-
- Hostel Deposit Sem 1 Fot1 2013-14	0.45	-
- Hostel Deposit Sem 1 Fot1 2014-15	0.60	-
- Hostel Deposit Sem 1 Fot1 2015-16	0.61	-
- Hostel Deposit Sem 1 Fot1 2016-17	0.25	-
- Hostel Deposit Sem 1 Fot1 2017-18	0.30	-
- Hostel Deposit Sem 1 Fot2 2012-13	0.10	-
- Hostel Deposit Sem 1 Fot2 2013-14	0.30	-
- Hostel Deposit Sem 1 Fot2 2014-15	0.15	-
- Hostel Deposit Sem 1 Fpgrs1 2015-16	0.42	-
Total continued	1,146.72	-




Annexures forming part of Financial Statement

Other current liabilities

(Rs in lacs)

Particulars	31 March 2024	31 March 2023
Total continued from previous page	1,146.72	-
- Hostel Deposit Sem 1 Fpgrs1 2017-18	0.30	-
- Hostel Deposit Sem 1 Fpgrs1 2018-19	0.15	-
- Hostel Deposit Sem 1 Fpgrs1 2019-20	0.15	-
- Hostel Deposit Sem 1 Fpgrs2 2013-14	0.66	-
- Hostel Deposit Sem 1 Fpgrs2 2016-17	0.15	-
- Hostel Deposit Sem 1 Law Mu-Foart 2023-24	0.15	-
- Hostel Deposit Sem 1 Law Mu-Fol 2019-20	1.20	-
- Hostel Deposit Sem 1 Law Mu-Fol 2020-21	0.75	-
- Hostel Deposit Sem 1 Law Mu-Fol 2021-22	1.20	-
- Hostel Deposit Sem 1 Law Mu-Fol 2022-23	1.50	-
- Hostel Deposit Sem 1 Law Mu-Fol 2023-24	1.20	-
- Hostel Deposit Sem 1 LIm Mu-Fol 2023-24	0.15	-
- Hostel Deposit Sem 1 Ma Mu-Foart 2022-23	0.15	-
- Hostel Deposit Sem 1 Ma Mu-Foart 2023-24	0.15	-
- Hostel Deposit Sem 1 Mam-Fobm1 2014-15	0.15	-
- Hostel Deposit Sem 1 Mam-Fobm1 2015-16	0.30	-
- Hostel Deposit Sem 1 Mam-Fom1 2015-16	0.75	-
- Hostel Deposit Sem 1 Mba Fms 2022-23	3.45	-
- Hostel Deposit Sem 1 Mba Fms 2023-24	7.67	-
- Hostel Deposit Sem 1 Mba Fom1(Mu) 2022-23	4.05	-
- Hostel Deposit Sem 1 Mca Mca1(Mu) 2022-23	1.05	-
- Hostel Deposit Sem 1 Mca Mca1(Mu) 2023-24	1.95	-
- Hostel Deposit Sem 1 Mca1 2012-13	0.09	-
- Hostel Deposit Sem 1 Mca1 2015-16	0.15	-
- Hostel Deposit Sem 1 Msc Mu-Fos 2020-21	0.30	-
- Hostel Deposit Sem 1 Msc Mu-Fos 2021-22	(1.15)	-
- Hostel Deposit Sem 1 Msc Mu-Fos 2021-22New	(2.25)	-
- Hostel Deposit Sem 1 Msc Mu-Fos 2022-23	2.86	-
- Hostel Deposit Sem 1 Msc Mu-Fos 2023-24	0.75	-
- Hostel Deposit Sem 1 Mu-Foa 2016-17	0.15	-
- Hostel Deposit Sem 1 Mu-Fobm 2016-17	0.15	-
- Hostel Deposit Sem 1 Mu-Fobm 2019-20	0.25	-
- Hostel Deposit Sem 1 Mu-Fobm 2020-21	(0.60)	-
- Hostel Deposit Sem 1 Mu-Fobm 2021-22	0.66	-
- Hostel Deposit Sem 1 Mu-Fobm 2022-23	0.15	-
- Hostel Deposit Sem 1 Mu-Fot 2016-17	0.71	-
- Hostel Deposit Sem 1 Mu-Fot 2017-18	(0.25)	-
- Hostel Deposit Sem 1 Mu-Fot 2018-19	0.91	-
- Hostel Deposit Sem 1 Mu-Fot 2019-20	(0.56)	-
- Hostel Deposit Sem 1 Mu-Fot 2020-21	3.15	-
- Hostel Deposit Sem 1 Mu-Fot 2021-22	22.95	-
- Hostel Deposit Sem 1 Mu-Fot 2022-23	25.07	-
- Hostel Deposit Sem 1 Mu-Fot Foet 2023-24	21.67	-
- Hostel Deposit Sem 1 Nursing Fon 2023-24	0.30	-
- Hostel Deposit Sem 1 Pg Dmlt Mu-Fos 2022-23	0.15	-
- Hostel Deposit Sem 1 Phd Mu-Sri 2023-24	0.15	-
Total continued	1,249.71	




Annexures forming part of Financial Statement

Other current liabilities

(Rs in lacs)

Particulars	31 March 2024	31 March 2023
Total continued from previous page	1,249.71	-
- Hostel Deposit Sem 2 Bphysiotherapy Mu-Fopt 2022-23	0.15	-
- Hostel Deposit Sem 2 Diploma Fds 2023-24	0.30	-
- Hostel Deposit Sem 2 Mu-Fobm 2020-21	0.56	-
- Hostel Deposit Sem 2 Mu-Fos 2018-19	0.30	-
- Hostel Deposit Sem 2 Mu-Fot Foet 2023-24	0.15	-
- Hostel Deposit Sem 3 Agriculture (Hons) Mu-Foagri 2023-24	0.30	-
- Hostel Deposit Sem 3 Bba Fms 2022-23	0.15	-
- Hostel Deposit Sem 3 Bba Fms 2023-24	0.60	-
- Hostel Deposit Sem 3 Bba Mu-Fls1 2021-22	0.57	-
- Hostel Deposit Sem 3 Bba-Hon Mu-Fls1 2021-22	(0.15)	-
- Hostel Deposit Sem 3 Bba-Hon Mu-Fls1 2022-23	0.15	-
- Hostel Deposit Sem 3 Bca Mu-Foca 2021-22	0.15	-
- Hostel Deposit Sem 3 Bca Mu-Foca 2022-23	0.15	-
- Hostel Deposit Sem 3 Bca Mu-Foca 2023-24	0.45	-
- Hostel Deposit Sem 3 Bpharm Fop 2021-22	0.45	-
- Hostel Deposit Sem 3 Bphysiotherapy Mu-Foph 2021-22	0.15	-
- Hostel Deposit Sem 3 Bphysiotherapy Mu-Fopt 2023-24	0.15	-
- Hostel Deposit Sem 3 Bsc Mu-Fos 2023-24	0.30	-
- Hostel Deposit Sem 3 Bsc(It) Mu-Foca 2022-23	0.15	-
- Hostel Deposit Sem 3 Bsc(It) Mu-Foca 2023-24	0.30	-
- Hostel Deposit Sem 3 Diploma Fds 2020-21	0.04	-
- Hostel Deposit Sem 3 Diploma Fds 2021-22	0.15	-
- Hostel Deposit Sem 3 Diploma Fds 2023-24	0.60	-
- Hostel Deposit Sem 3 Engineering Foe1(Mu) 2023-24	1.05	-
- Hostel Deposit Sem 3 Foe1 2012-13	0.10	-
- Hostel Deposit Sem 3 Foe1 2014-15	0.15	-
- Hostel Deposit Sem 3 Foe1 2016-17	(0.15)	-
- Hostel Deposit Sem 3 Foe1 2017-18	0.45	-
- Hostel Deposit Sem 3 Foe1 2018-19	0.15	-
- Hostel Deposit Sem 3 Foe1 2019-20	(0.15)	-
- Hostel Deposit Sem 3 Foe1 2021-22	0.30	-
- Hostel Deposit Sem 3 Foe1 2022-23	0.60	-
- Hostel Deposit Sem 3 Foe2 2016-17	0.15	-
- Hostel Deposit Sem 3 Fot1 2012-13	0.30	-
- Hostel Deposit Sem 3 Fpgrs1 2016-17	0.15	-
- Hostel Deposit Sem 3 Fpgrs2 2018-19	0.15	-
- Hostel Deposit Sem 3 Law Mu-Fol 2023-24	0.30	-
- Hostel Deposit Sem 3 Mba Fom1(Mu) 2023-24	0.30	-
- Hostel Deposit Sem 3 Mca1 2012-13	0.10	-
- Hostel Deposit Sem 3 Mca1 2017-18	0.30	-
- Hostel Deposit Sem 3 Msc Mu-Fos 2021-22	0.15	-
- Hostel Deposit Sem 3 Msc Mu-Fos 2023-24	0.15	-
- Hostel Deposit Sem 3 Mu-Fot 2020-21	0.45	-
- Hostel Deposit Sem 3 Mu-Fot 2021-22	5.10	-
- Hostel Deposit Sem 3 Mu-Fot 2022-23	6.45	-
- Hostel Deposit Sem 3 Mu-Fot 2023-24	5.25	-
Total continued	1,277.63	




Annexures forming part of Financial Statement

Other current liabilities

(Rs in lacs)

Particulars	31 March 2024	31 March 2023
Total continued from previous page	1,277.63	-
- Hostel Deposit Sem 3 Mu-Fot 2024-25	0.30	-
- Hostel Deposit Sem 4 Bca Mu-Foca 2023-24	0.15	-
- Hostel Deposit Sem 4 Engineering Foe1(Mu) 2023-24	0.15	-
- Hostel Deposit Sem 4 Mu-Fot 2023-24	0.60	-
- Hostel Deposit Sem 5 Bba Fms 2023-24	0.30	-
- Hostel Deposit Sem 5 Bba Mu-Fls1 2021-22	(0.30)	-
- Hostel Deposit Sem 5 Bba-Hon Mu-Fls1 2021-22	0.30	-
- Hostel Deposit Sem 5 Bca Mu-Foca 2021-22	0.15	-
- Hostel Deposit Sem 5 Bca Mu-Foca 2023-24	0.15	-
- Hostel Deposit Sem 5 Bcom Mu-Fls1 2021-22	0.30	-
- Hostel Deposit Sem 5 Bcom Mu-Fls1 2022-23	(0.15)	-
- Hostel Deposit Sem 5 Bsc Mu-Fos 2021-22	0.15	-
- Hostel Deposit Sem 5 Bsc(It) Mu-Foca 2023-24	0.15	-
- Hostel Deposit Sem 5 Design - Art Mu-Idva 2020-21	0.15	-
- Hostel Deposit Sem 5 Diploma Fds 2021-22	0.15	-
- Hostel Deposit Sem 5 Foe1 2012-13	0.15	-
- Hostel Deposit Sem 5 Foe1 2017-18	0.15	-
- Hostel Deposit Sem 5 Foe1 2019-20	0.30	-
- Hostel Deposit Sem 5 Foe1 2020-21New	(0.60)	-
- Hostel Deposit Sem 5 Foe1 2021-22	(0.15)	-
- Hostel Deposit Sem 5 Foe1 2022-23	0.15	-
- Hostel Deposit Sem 5 Fpgrs1 2022-23	(0.15)	-
- Hostel Deposit Sem 5 Law Mu-Fol 2021-22	0.15	-
- Hostel Deposit Sem 5 Law Mu-Fol 2022-23	0.15	-
- Hostel Deposit Sem 5 Mu-Fot 2021-22	0.15	-
- Hostel Deposit Sem 5 Mu-Fot 2022-23	0.45	-
- Hostel Deposit Sem 5 Mu-Fot 2023-24	1.50	-
- Hostel Deposit Sem 6 Foe1 2014-15	0.15	-
- Hostel Deposit Sem 6 Foe1 2023-24	0.15	-
- Hostel Deposit Sem 7 Foe1 2014-15	0.10	-
- Hostel Deposit Sem 7 Foe1 2016-17	0.15	-
- Hostel Deposit Sem 7 Foe1 2021-22	(0.24)	-
- Hostel Deposit Sem 7 Foe1 2023-24	0.15	-
- Hostel Deposit Sem 7 Foe2 2018-19	0.15	-
- Hostel Deposit Sem 7 Fot1 2014-15	0.10	-
- Hostel Deposit Sem 7 Fpgrs1 2023-24	0.15	-
- Hostel Deposit Sem 7 Mu-Fot 2020-21New	(0.15)	-
- Hostel Deposit Sem 7 Mu-Fot 2022-23	0.15	-
- Hostel Deposit Sem 7 Mu-Fot 2023-24	0.45	-
- Hostel Deposit Sem 9 Law Mu-Fol 2023-24	0.30	-
- Hostel Deposit Sem1 Foe1 2021-22	4.80	-
- Hostel Deposite - Mca 2010-11	0.15	-
- Hostel Deposit-Engg 2010-11	1.53	-
- Hostel Fee Loan	3.23	-
- Hostel Fee Loan 2022-23	0.54	-
- Hostel Fee Loan Sem 6 Bpharm Fop 2022-23	0.05	-
Total continued	1,294.34	




Annexures forming part of Financial Statement

Other current liabilities

(Rs in lacs)

Particulars	31 March 2024	31 March 2023
Total continued from previous page	1,294.34	-
- Hostel Fee Loan Sem1 Law Mu-Fol 2022-23	0.06	-
- Ielts Deposit	0.02	-
- It Deposit Sem 1 Dual Degree-Mca1 2013-14	0.12	-
- It Deposit Sem 1 Dual Degree-Mca1 2014-15	0.06	-
- It Deposit Sem 1 Fobm1 2013-14	0.36	-
- It Deposit Sem 1 Fobm1 2014-15	0.12	-
- It Deposit Sem 1 Fobm2 2013-14	0.12	-
- It Deposit Sem 1 Foe1 2013-14	0.93	-
- It Deposit Sem 1 Foe1 2014-15	0.88	-
- It Deposit Sem 1 Foe2 2013-14	0.45	-
- It Deposit Sem 1 Foe2 2014-15	0.30	-
- It Deposit Sem 1 Fom1 2013-14	0.27	-
- It Deposit Sem 1 Fom1 2014-15	0.24	-
- It Deposit Sem 1 Fot1 2013-14	0.93	-
- It Deposit Sem 1 Fot1 2014-15	1.01	-
- It Deposit Sem 1 Fot2 2013-14	0.21	-
- It Deposit Sem 1 Fot2 2014-15	0.15	-
- It Deposit Sem 1 Fpgrs1 2013-14	0.12	-
- It Deposit Sem 1 Fpgrs1 2014-15	0.45	-
- It Deposit Sem 1 Fpgrs2 2013-14	0.48	-
- It Deposit Sem 1 Fpgrs2 2014-15	0.48	-
- It Deposit Sem 1 Mam-Fobm1 2014-15	0.42	-
- It Deposit Sem 1 Mam-Fom1 2013-14	0.21	-
- It Deposit Sem 1 Mam-Fom1 2014-15	0.39	-
- It Deposit Sem 1 Mca1 2013-14	(0.03)	-
- It Deposit Sem 1 Mca1 2014-15	(0.03)	-
- It Deposit Sem 3 Foe1 2013-14	0.21	-
- It Deposit Sem 3 Foe1 2014-15	0.30	-
- It Deposit Sem 3 Fom1 2014-15	0.03	-
- It Deposit Sem 3 Fot1 2013-14	0.21	-
- It Deposit Sem 3 Fot1 2014-15	0.16	-
- It Deposit Sem 3 Mam-Fom1 2014-15	0.03	-
- It Deposit Sem 3 Mca1 2013-14	0.36	-
- It Deposit Sem 3 Mca1 2014-15	0.66	-
- Placement Deposit Sem 1 Bba 2016-17	1.94	-
- Placement Deposit Sem 1 Bba 2021-22	0.07	-
- Placement Deposit Sem 1 Bba-Hon 2016-17	0.80	-
- Placement Deposit Sem 1 Bba-Hon 2017-18	0.05	-
- Placement Deposit Sem 1 Bca 2016-17	1.01	-
- Placement Deposit Sem 1 Bcom 2016-17	0.75	-
- Placement Deposit Sem 1 Bpharm 2018-19	0.15	-
- Placement Deposit Sem 1 Bpharm 2019-20	1.15	-
- Placement Deposit Sem 1 Bpharm 2020-21	13.40	-
- Placement Deposit Sem 1 Bpharm 2021-22	6.74	-
- Placement Deposit Sem 1 Bpharm 2022-23	0.07	-
- Placement Deposit Sem 1 Bphysiotherapy 2020-21	2.54	-
Total continued	1,333.69	-




Annexures forming part of Financial Statement

Other current liabilities

(Rs in lacs)

Particulars	31 March 2024	31 March 2023
Total continued from previous page	1,333.69	-
- Placement Deposit Sem 1 Bphysiotherapy 2021-22	3.76	-
- Placement Deposit Sem 1 Bsc 2016-17	1.78	-
- Placement Deposit Sem 1 Diploma 2017-18	8.80	-
- Placement Deposit Sem 1 Diploma 2018-19	4.82	-
- Placement Deposit Sem 1 Diploma 2019-20	4.44	-
- Placement Deposit Sem 1 Diploma 2020-21	6.97	-
- Placement Deposit Sem 1 Diploma 2021-22	22.81	-
- Placement Deposit Sem 1 Dual Degree-Mca1 2015-16	0.52	-
- Placement Deposit Sem 1 Dual Degree-Mca1 2016-17	1.15	-
- Placement Deposit Sem 1 Dual Degree-Mca1 2017-18	0.84	-
- Placement Deposit Sem 1 Foe1 2015-16	5.40	-
- Placement Deposit Sem 1 Foe1 2016-17	4.60	-
- Placement Deposit Sem 1 Foe1 2017-18	3.87	-
- Placement Deposit Sem 1 Foe1 2018-19	5.83	-
- Placement Deposit Sem 1 Foe1 2019-20	4.55	-
- Placement Deposit Sem 1 Foe1 2020-21	24.70	-
- Placement Deposit Sem 1 Foe1 2021-22	17.11	-
- Placement Deposit Sem 1 Foe2 2015-16	1.09	-
- Placement Deposit Sem 1 Foe2 2019-20	(0.15)	-
- Placement Deposit Sem 1 Foe2 2020-21	0.15	-
- Placement Deposit Sem 1 Foe2 2021-22	(0.15)	-
- Placement Deposit Sem 1 Fom1 2015-16	1.56	-
- Placement Deposit Sem 1 Fom1 2016-17	0.33	-
- Placement Deposit Sem 1 Fom1 2017-18	0.07	-
- Placement Deposit Sem 1 Fom1 2018-19	0.76	-
- Placement Deposit Sem 1 Fom1 2019-20	1.60	-
- Placement Deposit Sem 1 Fom1 2020-21	1.71	-
- Placement Deposit Sem 1 Fom1 2021-22	6.20	-
- Placement Deposit Sem 1 Fom2 2016-17	0.91	-
- Placement Deposit Sem 1 Fot1 2015-16	4.72	-
- Placement Deposit Sem 1 Fot2 2015-16	0.13	-
- Placement Deposit Sem 1 Fpgrs1 2015-16	3.37	-
- Placement Deposit Sem 1 Fpgrs1 2016-17	0.60	-
- Placement Deposit Sem 1 Fpgrs1 2017-18	1.30	-
- Placement Deposit Sem 1 Fpgrs1 2018-19	0.90	-
- Placement Deposit Sem 1 Fpgrs1 2019-20	0.07	-
- Placement Deposit Sem 1 Fpgrs2 2015-16	1.49	-
- Placement Deposit Sem 1 Fpgrs2 2016-17	0.32	-
- Placement Deposit Sem 1 Mam-Fobm1 2015-16	1.38	-
- Placement Deposit Sem 1 Mam-Fom1 2015-16	2.69	-
- Placement Deposit Sem 1 Mam-Fom1 2016-17	4.20	-
- Placement Deposit Sem 1 Mam-Fom1 2017-18	3.83	-
- Placement Deposit Sem 1 Mca1 2020-21	1.77	-
- Placement Deposit Sem 1 Mca1 2021-22	3.90	-
- Placement Deposit Sem 1 Msc 2016-17	0.94	-
- Placement Deposit Sem 1 Msc 2017-18	0.01	-
Total continued	1,501.34	-




Annexures forming part of Financial Statement

Other current liabilities

(Rs in lacs)

Particulars	31 March 2024	31 March 2023
Total continued from previous page	1,501.34	-
- Placement Deposit Sem 1 Msc-It 2016-17	0.15	-
- Placement Deposit Sem 1 Mu-Foa 2015-16	0.62	-
- Placement Deposit Sem 1 Mu-Foa 2016-17	0.89	-
- Placement Deposit Sem 1 Mu-Fobm 2016-17	1.64	-
- Placement Deposit Sem 1 Mu-Fobm 2017-18	0.52	-
- Placement Deposit Sem 1 Mu-Fobm 2018-19	0.88	-
- Placement Deposit Sem 1 Mu-Fobm 2019-20	0.86	-
- Placement Deposit Sem 1 Mu-Fobm 2020-21	0.60	-
- Placement Deposit Sem 1 Mu-Fobm 2021-22	(0.25)	-
- Placement Deposit Sem 1 Mu-Fot 2016-17	6.22	-
- Placement Deposit Sem 1 Mu-Fot 2017-18	4.33	-
- Placement Deposit Sem 1 Mu-Fot 2018-19	4.78	-
- Placement Deposit Sem 1 Mu-Fot 2019-20	5.78	-
- Placement Deposit Sem 1 Mu-Fot 2020-21	30.04	-
- Placement Deposit Sem 1 Mu-Fot 2021-22	87.55	-
- Placement Deposit Sem 1 Mu-Fot 2022-23	0.15	-
- Placement Deposit Sem 2 Bphysiotherapy 2020-21	0.07	-
- Placement Deposit Sem 2 Diploma 2019-20	0.15	-
- Placement Deposit Sem 2 Fom1 2016-17	0.26	-
- Placement Deposit Sem 2 Mu-Fot 2019-20	0.15	-
- Placement Deposit Sem 2 Mu-Fot 2021-22	0.30	-
- Placement Deposit Sem 3 Bba-Hon 2018-19	0.07	-
- Placement Deposit Sem 3 Bpharm 2019-20	(0.45)	-
- Placement Deposit Sem 3 Bpharm 2021-22	0.07	-
- Placement Deposit Sem 3 Diploma 2019-20	0.13	-
- Placement Deposit Sem 3 Diploma 2021-22	(0.03)	-
- Placement Deposit Sem 3 Foe1 2015-16	2.86	-
- Placement Deposit Sem 3 Foe1 2016-17	1.41	-
- Placement Deposit Sem 3 Foe1 2017-18	0.58	-
- Placement Deposit Sem 3 Foe1 2018-19	1.80	-
- Placement Deposit Sem 3 Foe1 2019-20	2.11	-
- Placement Deposit Sem 3 Foe1 2020-21	3.52	-
- Placement Deposit Sem 3 Foe1 2021-22	6.31	-
- Placement Deposit Sem 3 Fot1 2015-16	1.84	-
- Placement Deposit Sem 3 Fot1 2016-17	1.43	-
- Placement Deposit Sem 3 Fot2 2015-16	0.39	-
- Placement Deposit Sem 3 Fpgrs1 2015-16	0.13	-
- Placement Deposit Sem 3 Fpgrs1 2016-17	0.26	-
- Placement Deposit Sem 3 Fpgrs1 2017-18	0.45	-
- Placement Deposit Sem 3 Fpgrs1 2018-19	0.15	-
- Placement Deposit Sem 3 Fpgrs1 2019-20	0.15	-
- Placement Deposit Sem 3 Fpgrs1 2020-21	0.87	-
- Placement Deposit Sem 3 Fpgrs2 2016-17	0.39	-
- Placement Deposit Sem 3 Fpgrs2 2018-19	0.45	-
- Placement Deposit Sem 3 Mca1 2015-16	2.55	-
- Placement Deposit Sem 3 Mca1 2016-17	1.43	-
Total continued	1,675.90	




Annexures forming part of Financial Statement

Other current liabilities

(Rs in lacs)

Particulars	31 March 2024	31 March 2023
Total continued from previous page	1,675.90	-
- Placement Deposit Sem 3 Mca1 2017-18	2.37	-
- Placement Deposit Sem 3 Mca1 2018-19	1.20	-
- Placement Deposit Sem 3 Mca1 2019-20	1.95	-
- Placement Deposit Sem 3 Mu-Fot 2017-18	0.47	-
- Placement Deposit Sem 3 Mu-Fot 2018-19	0.79	-
- Placement Deposit Sem 3 Mu-Fot 2019-20	1.37	-
- Placement Deposit Sem 3 Mu-Fot 2020-21	(1.42)	-
- Placement Deposit Sem 3 Mu-Fot 2021-22	31.31	-
- Placement Deposit Sem 3 Mu-Fot 2022-23	0.30	-
- Placement Deposit Sem 4 Mu-Fot 2020-21	0.30	-
- Placement Deposit Sem 5 Diploma 2020-21	0.15	-
- Placement Deposit Sem 5 Diploma 2023-24	0.07	-
- Placement Deposit Sem 5 Foe1 2015-16	(0.13)	-
- Placement Deposit Sem 5 Foe1 2017-18	0.15	-
- Placement Deposit Sem 5 Foe1 2019-20	0.15	-
- Placement Deposit Sem 5 Foe1 2020-21	0.30	-
- Placement Deposit Sem 5 Mu-Fot 2018-19	0.08	-
- Placement Deposit Sem 5 Mu-Fot 2019-20	0.13	-
- Placement Deposit Sem 5 Mu-Fot 2020-21	0.15	-
- Placement Deposit Sem 5 Mu-Fot 2021-22	0.55	-
- Placement Deposit Sem 5 Mu-Fot 2022-23	0.30	-
- Placement Deposit Sem 7 Mam-Fom1 2016-17	(0.13)	-
Student Excess Fees Payable		
- Advance Hostel Fees 2024-25	13.66	-
- Advance Tuition Fee 2024-25	47.74	-
- Advance Tuition Fees 2024-25	52.18	-
- Excess Fee Payable	0.11	-
- Excess Fees -Hostel	0.03	-
- Student Activity Sem 7 Law 2021-22	(0.03)	-
- Student Fees Loan	0.07	-
- Tuition Fee - Loan Fpgrs 2015-16	0.40	-
- Tuition Fee - Loan Sem 1 Agriculture 2018-19	0.02	-
- Tuition Fee - Loan Sem 1 Bba 2021-22	0.73	-
- Tuition Fee - Loan Sem 1 Bba 2022-23	0.12	-
- Tuition Fee - Loan Sem 1 Bba 2023-24	0.21	-
- Tuition Fee - Loan Sem 1 Bcom 2019-20	0.01	-
- Tuition Fee - Loan Sem 1 Bcom 2021-22	0.50	-
- Tuition Fee - Loan Sem 1 Bcom 2022-23	0.05	-
- Tuition Fee - Loan Sem 1 Bpharm 2020-21	0.40	-
- Tuition Fee - Loan Sem 1 Bpharm 2021-22	0.03	-
- Tuition Fee - Loan Sem 1 Bpharm 2022-23	0.31	-
- Tuition Fee - Loan Sem 1 Bpharm 2023-24	(0.02)	-
- Tuition Fee - Loan Sem 1 Bphysiotherapy 2021-22	0.62	-
- Tuition Fee - Loan Sem 1 Bphysiotherapy 2022-23	0.02	-
- Tuition Fee - Loan Sem 1 Bphysiotherapy 2023-24	0.02	-
- Tuition Fee - Loan Sem 1 Bsc 2018-19	0.01	-
Total continued	1,833.50	




Annexures forming part of Financial Statement

Other current liabilities

(Rs in lacs)

Particulars	31 March 2024	31 March 2023
Total continued from previous page	1,833.50	-
- Tuition Fee - Loan Sem 1 Bsc 2020-21	0.01	-
- Tuition Fee - Loan Sem 1 Bsc 2023-24	0.43	-
- Tuition Fee - Loan Sem 1 Computer Science 2022-23	0.11	-
- Tuition Fee - Loan Sem 1 Computer Science 2023-24	3.03	-
- Tuition Fee - Loan Sem 1 Diploma 2017-18	0.04	-
- Tuition Fee - Loan Sem 1 Diploma 2018-19	0.26	-
- Tuition Fee - Loan Sem 1 Diploma 2019-20	0.03	-
- Tuition Fee - Loan Sem 1 Diploma 2020-21	0.13	-
- Tuition Fee - Loan Sem 1 Diploma 2022-23	0.03	-
- Tuition Fee - Loan Sem 1 Diploma 2023-24	0.07	-
- Tuition Fee - Loan Sem 1 Engineering 2022-23	0.14	-
- Tuition Fee - Loan Sem 1 Foe1 2018-19	0.21	-
- Tuition Fee - Loan Sem 1 Foe1 2019-20	0.06	-
- Tuition Fee - Loan Sem 1 Foe1 2020-21	0.39	-
- Tuition Fee - Loan Sem 1 Foe1 2021-22	0.52	-
- Tuition Fee - Loan Sem 1 Fom1 2018-19	0.07	-
- Tuition Fee - Loan Sem 1 Fom1 2020-21	0.41	-
- Tuition Fee - Loan Sem 1 Fom1 2021-22	0.37	-
- Tuition Fee - Loan Sem 1 Fpgrs1 2017-18	0.03	-
- Tuition Fee - Loan Sem 1 Fpgrs1 2018-19	0.01	-
- Tuition Fee - Loan Sem 1 Fpgrs1 2019-20	0.01	-
- Tuition Fee - Loan Sem 1 Law 2019-20	0.02	-
- Tuition Fee - Loan Sem 1 Law 2020-21	0.05	-
- Tuition Fee - Loan Sem 1 Law 2021-22	0.05	-
- Tuition Fee - Loan Sem 1 Mam-Fom1 2016-17	0.21	-
- Tuition Fee - Loan Sem 1 Mba 2021-22	0.19	-
- Tuition Fee - Loan Sem 1 Mba 2022-23	1.09	-
- Tuition Fee - Loan Sem 1 Mba 2023-24	0.79	-
- Tuition Fee - Loan Sem 1 Mca 2022-23	0.12	-
- Tuition Fee - Loan Sem 1 Mca1 2020-21	0.58	-
- Tuition Fee - Loan Sem 1 Mu-Fobm 2019-20	0.01	-
- Tuition Fee - Loan Sem 1 Mu-Fobm 2020-21	0.25	-
- Tuition Fee - Loan Sem 1 Mu-Fobm 2021-22	0.25	-
- Tuition Fee - Loan Sem 1 Mu-Fot 2019-20	0.40	-
- Tuition Fee - Loan Sem 1 Mu-Fot 2020-21	0.24	-
- Tuition Fee - Loan Sem 1 Mu-Fot 2021-22	1.01	-
- Tuition Fee - Loan Sem 1 Mu-Fot 2022-23	0.05	-
- Tuition Fee - Loan Sem 1 Mu-Fot 2023-24	2.96	-
- Tuition Fee - Loan Sem 1 Mu-Fot 2024-25	0.80	-
- Tuition Fee - Loan Sem 2 Bba 2022-23	0.06	-
- Tuition Fee - Loan Sem 2 Bba 2023-24	0.74	-
- Tuition Fee - Loan Sem 2 Bba-Hon 2021-22	0.12	-
- Tuition Fee - Loan Sem 2 Bca 2018-19	0.18	-
- Tuition Fee - Loan Sem 2 Bca 2021-22	0.05	-
- Tuition Fee - Loan Sem 2 Bca 2023-24	0.43	-
- Tuition Fee - Loan Sem 2 Bpharm 2022-23	0.32	-
Total continued	1,850.83	-

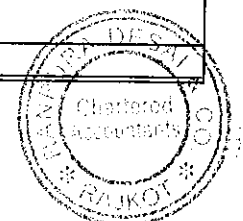


Annexures forming part of Financial Statement

Other current liabilities

(Rs in lacs)

Particulars	31 March 2024	31 March 2023
Total continued from previous page	1,850.83	-
- Tuition Fee - Loan Sem 2 Bpharm 2023-24	1.31	-
- Tuition Fee - Loan Sem 2 Bphysiotherapy 2019-20	0.35	-
- Tuition Fee - Loan Sem 2 Bphysiotherapy 2020-21	1.30	-
- Tuition Fee - Loan Sem 2 Bphysiotherapy 2021-22	0.01	-
- Tuition Fee - Loan Sem 2 Bsc 2021-22	0.01	-
- Tuition Fee - Loan Sem 2 Bsc 2023-24	0.02	-
- Tuition Fee - Loan Sem 2 Bsc(It) 2023-24	0.05	-
- Tuition Fee - Loan Sem 2 Diploma 2021-22	1.05	-
- Tuition Fee - Loan Sem 2 Engineering 2022-23	0.03	-
- Tuition Fee - Loan Sem 2 Foe1 2020-21	0.28	-
- Tuition Fee - Loan Sem 2 Foe1 2021-22	1.03	-
- Tuition Fee - Loan Sem 2 Foe1 2022-23	0.01	-
- Tuition Fee - Loan Sem 2 Fom1 2021-22	0.28	-
- Tuition Fee - Loan Sem 2 Fom1 2022-23	0.05	-
- Tuition Fee - Loan Sem 2 Law 2023-24	0.01	-
- Tuition Fee - Loan Sem 2 Mba 2021-22	0.25	-
- Tuition Fee - Loan Sem 2 Mba 2022-23	0.18	-
- Tuition Fee - Loan Sem 2 Mca 2022-23	0.03	-
- Tuition Fee - Loan Sem 2 Msc 2022-23	0.03	-
- Tuition Fee - Loan Sem 2 Mu-Fobm 2021-22	0.48	-
- Tuition Fee - Loan Sem 2 Mu-Fot 2018-19	0.44	-
- Tuition Fee - Loan Sem 2 Mu-Fot 2020-21	0.02	-
- Tuition Fee - Loan Sem 2 Mu-Fot 2021-22	0.20	-
- Tuition Fee - Loan Sem 2 Mu-Fot 2022-23	0.05	-
- Tuition Fee - Loan Sem 2 Mu-Fot 2023-24	0.41	-
- Tuition Fee - Loan Sem 3 Bba 2023-24	0.79	-
- Tuition Fee - Loan Sem 3 Bca 2023-24	0.07	-
- Tuition Fee - Loan Sem 3 Bcom 2020-21	(0.01)	-
- Tuition Fee - Loan Sem 3 Bcom 2023-24	0.24	-
- Tuition Fee - Loan Sem 3 Bpharm 2020-21	0.01	-
- Tuition Fee - Loan Sem 3 Bpharm 2023-24	2.15	-
- Tuition Fee - Loan Sem 3 Computer Science 2022-23	0.29	-
- Tuition Fee - Loan Sem 3 Diploma 2019-20	0.01	-
- Tuition Fee - Loan Sem 3 Diploma 2020-21	0.01	-
- Tuition Fee - Loan Sem 3 Diploma 2021-22	0.05	-
- Tuition Fee - Loan Sem 3 Diploma 2022-23	0.01	-
- Tuition Fee - Loan Sem 3 Diploma 2023-24	0.30	-
- Tuition Fee - Loan Sem 3 Engineering 2023-24	0.01	-
- Tuition Fee - Loan Sem 3 Foe1 2017-18	0.01	-
- Tuition Fee - Loan Sem 3 Foe1 2020-21	0.01	-
- Tuition Fee - Loan Sem 3 Foe1 2022-23	0.08	-
- Tuition Fee - Loan Sem 3 Fom1 2020-21	0.08	-
- Tuition Fee - Loan Sem 3 Fom1 2022-23	0.05	-
- Tuition Fee - Loan Sem 3 Law 2023-24	0.36	-
- Tuition Fee - Loan Sem 3 Mba 2023-24	0.15	-
- Tuition Fee - Loan Sem 3 Mca1 2017-18	0.03	-
Total continued	1,863.41	-




Annexures forming part of Financial Statement

Other current liabilities

(Rs in lacs)

Particulars	31 March 2024	31 March 2023
Total continued from previous page	1,863.41	-
- Tuition Fee - Loan Sem 3 Mca1 2018-19	0.06	-
- Tuition Fee - Loan Sem 3 Mca1 2019-20	0.20	-
- Tuition Fee - Loan Sem 3 Mca1 2022-23	0.22	-
- Tuition Fee - Loan Sem 3 Msc 2023-24	0.01	-
- Tuition Fee - Loan Sem 3 Mu-Fot 2021-22	0.07	-
- Tuition Fee - Loan Sem 3 Mu-Fot 2022-23	0.01	-
- Tuition Fee - Loan Sem 3 Mu-Fot 2023-24	0.14	-
- Tuition Fee - Loan Sem 4 Bba 2020-21	0.02	-
- Tuition Fee - Loan Sem 4 Bba 2023-24	0.01	-
- Tuition Fee - Loan Sem 4 Bba-Hon 2020-21	0.01	-
- Tuition Fee - Loan Sem 4 Bpharm 2020-21	0.03	-
- Tuition Fee - Loan Sem 4 Bpharm 2023-24	2.59	-
- Tuition Fee - Loan Sem 4 Bsc 2020-21	0.02	-
- Tuition Fee - Loan Sem 4 Computer Science 2022-23	0.12	-
- Tuition Fee - Loan Sem 4 Diploma 2020-21	0.46	-
- Tuition Fee - Loan Sem 4 Diploma 2021-22	(0.03)	-
- Tuition Fee - Loan Sem 4 Engineering 2023-24	0.18	-
- Tuition Fee - Loan Sem 4 Foe1 2016-17	0.01	-
- Tuition Fee - Loan Sem 4 Foe1 2020-21	0.52	-
- Tuition Fee - Loan Sem 4 Foe1 2021-22	0.03	-
- Tuition Fee - Loan Sem 4 Foe1 2022-23	0.03	-
- Tuition Fee - Loan Sem 4 Fom1 2020-21	0.01	-
- Tuition Fee - Loan Sem 4 Fpgrs1 2020-21	0.35	-
- Tuition Fee - Loan Sem 4 Law 2020-21	0.33	-
- Tuition Fee - Loan Sem 4 Mu-Fobm 2020-21	0.01	-
- Tuition Fee - Loan Sem 4 Mu-Fot 2020-21	0.16	-
- Tuition Fee - Loan Sem 4 Mu-Fot 2021-22	0.02	-
- Tuition Fee - Loan Sem 4 Mu-Fot 2022-23	0.02	-
- Tuition Fee - Loan Sem 4 Mu-Fot 2023-24	1.04	-
- Tuition Fee - Loan Sem 5 Bpharm 2023-24	0.07	-
- Tuition Fee - Loan Sem 5 Bsc 2019-20	0.02	-
- Tuition Fee - Loan Sem 5 Engineering 2024-25	0.06	-
- Tuition Fee - Loan Sem 5 Foe1 2022-23	0.06	-
- Tuition Fee - Loan Sem 5 Foe1 2023-24	0.90	-
- Tuition Fee - Loan Sem 5 Mca1 2018-19	0.11	-
- Tuition Fee - Loan Sem 5 Mca1 2019-20	0.08	-
- Tuition Fee - Loan Sem 5 Mu-Fot 2022-23	0.06	-
- Tuition Fee - Loan Sem 5 Mu-Fot 2023-24	0.01	-
- Tuition Fee - Loan Sem 6 B.Com 2023-24	0.18	-
- Tuition Fee - Loan Sem 6 Bba 2020-21	0.02	-
- Tuition Fee - Loan Sem 6 Bba 2023-24	0.03	-
- Tuition Fee - Loan Sem 6 Bsc 2019-20	0.02	-
- Tuition Fee - Loan Sem 6 Bsc 2020-21	0.07	-
- Tuition Fee - Loan Sem 6 Diploma 2020-21	0.04	-
- Tuition Fee - Loan Sem 6 Diploma 2021-22	0.01	-
- Tuition Fee - Loan Sem 6 Foe1 2019-20	0.07	-
Total continued	1,871.87	-




Annexures forming part of Financial Statement

Other current liabilities

(Rs in lacs)

Particulars	31 March 2024	31 March 2023
Total continued from previous page	1,871.87	-
- Tuition Fee - Loan Sem 6 Foe1 2020-21	0.04	-
- Tuition Fee - Loan Sem 6 Fpgrs1 2019-20	0.02	-
- Tuition Fee - Loan Sem 6 Fpgrs1 2020-21	0.02	-
- Tuition Fee - Loan Sem 6 Law 2023-24	0.05	-
- Tuition Fee - Loan Sem 6 Mca1 2018-19	0.02	-
- Tuition Fee - Loan Sem 6 Mca1 2019-20	0.08	-
- Tuition Fee - Loan Sem 6 Mu-Fot 2020-21	0.02	-
- Tuition Fee - Loan Sem 6 Mu-Fot 2023-24	1.33	-
- Tuition Fee - Loan Sem 7 Foe1 2018-19	0.01	-
- Tuition Fee - Loan Sem 7 Foe1 2019-20	0.48	-
- Tuition Fee - Loan Sem 7 Foe1 2020-21	0.03	-
- Tuition Fee - Loan Sem 7 Mu-Fot 2023-24	1.33	-
- Tuition Fee - Loan Sem 8 Foe1 2018-19	0.01	-
- Tuition Fee - Loan Sem 8 Foe1 2019-20	0.48	-
- Tuition Fee - Loan Sem 8 Foe1 2020-21	0.04	-
- Tuition Fee - Loan Sem 8 Foe1 2022-23	0.02	-
- Tuition Fee - Loan Sem1 Diploma 2021-22	0.23	-
- Tuition Fee - Loan Sem2 Law 2019-20	0.07	-
- Tuition Fee - Loan Sem3 Foe1 2021-22	0.26	-
- Tuition Fee - Loan Sem7 Foe1 2022-23	0.25	-
- Tuition Fee Loan	12.45	-
- Tuition Fee Loan A.C	0.70	-
- Tuition Fee Loan A/C	0.88	-
- Tuition Fee -Loan A/C	1.16	-
- Tuition Fee Loan Mca 2015-16	0.04	-
- Tuition Fee Loan Sem 1 Agriculture (Hons) 2022-23	0.02	-
- Tuition Fee Loan Sem 1 Bba 2017-18	0.18	-
- Tuition Fee Loan Sem 1 Bba 2020-21	0.16	-
- Tuition Fee Loan Sem 1 Bba-Hon 2021-22	1.12	-
- Tuition Fee Loan Sem 1 Bca 2018-19	0.19	-
- Tuition Fee Loan Sem 1 Bca 2020-21	0.05	-
- Tuition Fee Loan Sem 1 Bca 2021-22	0.45	-
- Tuition Fee Loan Sem 1 Bca 2022-23	0.19	-
- Tuition Fee Loan Sem 1 Bsc 2017-18	0.21	-
- Tuition Fee Loan Sem 1 Bsc(It) 2022-23	0.07	-
- Tuition Fee Loan Sem 1 Bsc(It) 2023-24	0.01	-
- Tuition Fee Loan Sem 1 Msc 2022-23	0.03	-
- Tuition Fee Loan Sem 1 Mu-Fot 2018-19	0.92	-
- Tuition Fee Loan Sem 1 Phd 2021-22	0.12	-
- Tuition Fee Loan Sem 1 Phd 2022-23	1.23	-
- Tuition Fee Loan Sem 2 Bba 2020-21	0.01	-
- Tuition Fee Loan Sem 2 Msc 2023-24	0.36	-
- Tuition Fee Loan Sem 3 Ba 2023-24	0.02	-
- Tuition Fee Loan Sem 3 Bsc 2018-19	0.02	-
- Tuition Fee Loan Sem 4 Agriculture (Hons) 2023-24	0.05	-
- Tuition Fee Loan Sem 4 Bsc 2018-19	0.02	-
Total continued	1,897.32	



Annexures forming part of Financial Statement

Other current liabilities

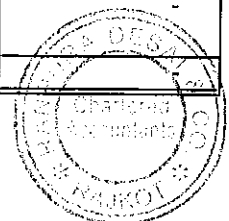
(Rs in lacs)

Particulars	31 March 2024	31 March 2023
Total continued from previous page	1,897.32	-
- Tuition Fee Loan Sem 4 Msc 2020-21	0.02	-
- Tuition Fee Loan Sem 6 Bca 2020-21	0.02	-
- Tuition Fee Loan Sem 8 Mu-Fot 2020-21	0.03	-
- Tuition Fee Loan Sem 8 Mu-Fot 2023-24	0.01	-
- Tuition Fee-Loan Sem 2 Foe 1 2016-17	0.01	-
- Tuition Fee-Loan Sem 3 Agriculture (Hons) 2023-24	0.05	-
- Tuition Fee-Loan Sem 3 Bphysiotherapy 2021-22	0.03	-
- Tuition Fee-Loan Sem 3 Bphysiotherapy 2022-23	0.19	-
- Tuition Fee-Loan Sem 3 Bphysiotherapy 2023-24	0.02	-
- Tuition Fee-Loan Sem 3 Fot1 2016-17	0.48	-
- Tuitionfee-Loan	1.39	-
- Wages Payable For Supporting Staff	(0.05)	-
Total	1,899.52	-

8 Property Plant and Equipment & Intangible assets

(Rs in lacs)

Particulars	31 March 2024	31 March 2023
Capital work in progress		
- College Bldg.Const.Work In Progress A/C	8,798.15	-
- Hostel Bldg.Const.Work In Progress A/C	193.13	-
Property Plant and Equipment		
- A.C Machine Purchase A/C	32.94	-
- A.C. Machine Purchase A/C (Star)	11.66	-
- Activa 5G Scooter	1.43	-
- Activa 6G Scooter	2.61	-
- Air Conditioner Plant A/C	810.26	-
- Auditorium Equipment	65.35	-
- Auditorium Furniture	90.07	-
- Bicycle A/C	0.10	-
- Bolero Plus Ambulance	7.85	-
- Borewell A/C	4.20	-
- Bosch Lab Equipment A/C	188.92	-
- Camera	0.32	-
- Canteen Equipment	127.71	-
- Centre Table	0.02	-
- College & Hostel Gym Equipment	37.83	-
- College Buildings A/C	29,023.11	-
- College Bus Garage Equipment	3.50	-
- College Comp.Software A/C	31.99	-
- College Computer System A/C	1,899.10	-
- College Electric Fittings	603.38	-
- College Furniture A/C	4,167.43	-
- College Garage Equipment A/C	1.96	-
- College Hostel Equipment	175.56	-
- College Hostel Furniture A/C	1,920.96	-
Total continued	48,199.54	-

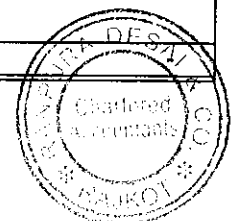


Annexures forming part of Financial Statement

Property Plant and Equipment & Intangible assets

(Rs in lacs)

Particulars	31 March 2024	31 March 2023
Total continued from previous page	48,199.54	-
- College Lab Equipment (Pg)	63.37	-
- College Lab Equipment (Fot)	28.38	-
- College Lab Equipment A/C	637.33	-
- College Lab Equipment-Mu	247.01	-
- College Lab Equipment-Ssip	4.44	-
- College Library Books A/C	107.44	-
- College Library Books -Foa	5.73	-
- College Library Books -Fot	10.75	-
- College Library Books-Diploma	1.27	-
- College Library Books-Law	29.90	-
- College Library Books-Mu	31.92	-
- College Library Books-Mu-Pharm	8.62	-
- College Library Books-P G	15.97	-
- College Library Software & Hardware	25.94	-
- College Lift A/C	410.01	-
- College Office Equipment A/C	164.87	-
- College Solar System & Equipments	278.08	-
- College Work Shop Equipment	48.26	-
- College Workshop Equip -Pg	19.57	-
- Computer Cpu Trolly	0.08	-
- Construction Equipment	2.36	-
- Depreciation Fund A/C	(15,833.61)	-
- Electric Heater	0.02	-
- Electric Insects Killer	0.03	-
- Epabx System	3.01	-
- Equipment Purchase A/C (Star)	12.56	-
- Erp Software A/C	3.00	-
- Ertiga Car Purchase	32.02	-
- Fingerprint Device	1.04	-
- Fire Equipment A/C	39.85	-
- Furniture Purchase A/C (China)	156.83	-
- Furniture Purchase A/C (Star)	1.74	-
- Garden Equipment	29.40	-
- Generator Purchase A/C	35.24	-
- Godrej Safe	0.03	-
- Golf Car 6 Seater	3.38	-
- Grease Pump	0.05	-
- Hoarding Board A/C	2.53	-
- Honda Activa 100 Vs	0.05	-
- Honda City Car	20.12	-
- Hostel Lift A/C	163.32	-
- House Keeping Equipment S	1.61	-
- I Suzu Dmax Crew	8.40	-
- Jupiter Scooter-Gj03Jp3127,New	0.39	-
- Lab Equipments	0.14	-
- Land A/C Survey No 449/2	963.38	-
Total continued	35,985.37	-

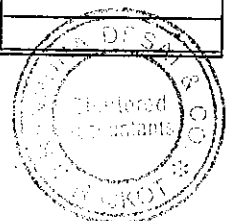


Annexures forming part of Financial Statement

Property Plant and Equipment & Intangible assets

(Rs in lacs)

Particulars	31 March 2024	31 March 2023
Total continued from previous page	35,985.37	-
- Land A/C Survey No 451/1/P	56.26	-
- Land Purchase A/C	629.73	-
- Lawn Remover Machine	0.08	-
- Lcd Projector	0.03	-
- Library Furniture	0.06	-
- Loude Speker	0.01	-
- Mahindra Imperio	8.30	-
- Maruti Alto Car A/C	2.36	-
- Maruti Eeco Purchase A/C	2.25	-
- Mini Bus Purchase A/C	1,382.93	-
- Mobile Instruments	4.13	-
- Motorcar Purchase A/C	12.43	-
- Music Instrument A/C	3.14	-
- Musical Instruments	1.24	-
- Narmada Water Equipment	5.07	-
- Office Equipment A/C	76.81	-
- Paper Cutting Machine	0.18	-
- Polo Car	6.56	-
- Printer	0.43	-
- Pump Set Kcil 2-11	0.04	-
- R.O.Plant A/C	7.19	-
- Refrigerator	0.02	-
- Safety Equipments	198.25	-
- Scanner	0.39	-
- Scooter Purchase A/C (Scooty/Activa)	1.09	-
- Sculpture (Statue)	0.14	-
- Sewage Treatment Plant-Fmr 200	31.49	-
- Software Office Scans	0.06	-
- Sonymovie Camera	0.10	-
- Sports Equipments	12.50	-
- Stabilizer	0.09	-
- Submercible Pump A/C	6.61	-
- Tablet Pc	0.39	-
- Tata A C Bus	18.69	-
- Tata Indigo Manza Car	26.49	-
- Tata Nexon Ev Xz+	17.98	-
- Tds Software Purchase	0.03	-
- Teaching Aids Equipment	180.25	-
- Telephone Instrument A/C	3.80	-
- Telephone Instruments	0.23	-
- Thumb Imp Machine	0.01	-
- Toyota Innova Car	13.41	-
- Toyota Innova Crysta Ux	21.48	-
- Toyota Innova Crysta XI	24.23	-
- Trolley	0.02	-
- Vacume Cleaner	0.01	-
Total continued	38,742.36	-



Annexures forming part of Financial Statement

Property Plant and Equipment & Intangible assets

(Rs in lacs)

Particulars	31 March 2024	31 March 2023
Total continued from previous page	38,742.36	-
- Vehicle Tracking Unit	0.16	-
- Water Cooler A/C	7.89	-
- Weighing Electronic Scale	0.02	-
- Welding Machine	0.03	-
- Xerox Machine	0.07	-
- Zerox Machine A/C	1.90	-
Total	38,752.43	-

9 Non current investments

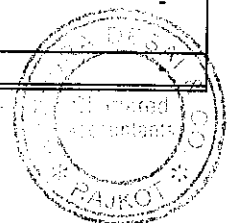
(Rs in lacs)

Particulars	31 March 2024	31 March 2023
Quoted Trade Investments in Mutual Funds		
- Icici Debt Mutual Fund	176.51	-
Total	176.51	-

10 Long term loans and advances

(Rs in lacs)

Particulars	31 March 2024	31 March 2023
Others		
Other loans and advances (Unsecured, considered good)		
- Aditya Saran	3.20	-
- Akshay Ranpariya	0.56	-
- Amit Dilipkumar Ved	2.35	-
- Amit Vinod Sata	6.75	-
- Ankur Chandrakant Bhogayata	4.62	-
- Archana Sharma	1.60	-
- Arjav Ambaram Bavarva	1.00	-
- Arjav Bavarva	0.19	-
- Ashish Dhirajlal Kakkad	3.75	-
- Bhavesh Kanabar	3.20	-
- Chandrasinh Dhirubha Parmar	7.36	-
- Dharmendrasinh D Zala	0.15	-
- Dhaval Anadkat	1.60	-
- Gaurang Joshi	0.25	-
- Gaurav Vinodbhai Sanghvi	1.43	-
- Harsh Siddhpura - Advance	0.22	-
- Jatin Raiyani	1.30	-
- Kalpesh Ashokkumar Popat	1.75	-
- Krishna Mridha Advance	0.22	-
- Loan To Hostel Student	0.83	-
- Marlin Shah Advance	0.11	-
- Marwadi Education Infra Pvt. Ltd.	4.10	-
- Marwadi Education Pvt. Ltd.	0.47	-
- Mit Tank Advance	0.24	-
Total continued	47.25	-



Annexures forming part of Financial Statement

Long term loans and advances


(Rs in lacs)

Particulars	31 March 2024	31 March 2023
Total continued from previous page	47.25	-
- Mu Fols Advance	26.45	-
- Nishant Kothari	1.60	-
- Parth Manojkumar Parmar	0.25	-
- Pinank Anilbhai Patel	2.00	-
- Prashant S. Ujeniya	0.89	-
- Rahul Mahendrabhai Chhatlani	1.00	-
- Rajendrasinh B. Jadeja	2.00	-
- Rutvik Savsani	0.27	-
- Santushti Betgeri	0.19	-
- Sejal Sahilkrishna Shah	1.25	-
- Shraddha Mirani Advance	1.20	-
- Siddharth Shah	2.00	-
- Suranjana Vishalbhai Mayani	2.00	-
- Tapankumar Trivedi	3.67	-
- Tarak Vora	4.19	-
- Viralkumar Bhikhalal Mandaliya	0.56	-
- Vivek Girdharbhai Patel	6.00	-
- Vivek Patel	1.62	-
Total	104.39	-

11 Other non current assets

(Rs in lacs)

Particulars	31 March 2024	31 March 2023
Security Deposits		
- A I C T E A/C New Delhi	1.00	-
- Deposit For Gas (Gspc)	0.05	-
- Deposit For Gas (Reliance)	0.05	-
- Deposit For Gas (Smart Traders)	0.15	-
- Deposit For Gas Sylinder(Nandgopal)	0.59	-
- Deposit With Council Of Architecture	5.00	-
- Deposit With Gsfs For University	600.28	-
- Deposit With Supri. Of Prohi. & Excise For Pharmacy	0.01	-
- Director Tech.Education Guj.State	1.00	-
- Gas Cylinder Deposit	0.15	-
- Gspc Gas Company Ltd	9.89	-
- Gujarat Technological University A/C	1.29	-
- Gujarat Water Infra.Ltd	8.46	-
- Gujrat Water Infra.Ltd (Deposit)	7.20	-
- P.G.V.C.L Deposit A/C	39.02	-
- Registrar, Gujarat Biotechnology University Gandhin	4.84	-
- Ruda Preplantation Deposit	5.82	-
- Security Deposit - Ris	1.00	-
- Trinity Enterprise	0.25	-
Bank Deposit having maturity of greater than 12 months		
- Boi Deposit Against Bg Given To Physiotherapy	136.92	-
Total continued	822.97	-



Annexures forming part of Financial Statement

Other non current assets


(Rs in lacs)

Particulars	31 March 2024	31 March 2023
Total continued from previous page	822.97	-
- Engg Fd A/C.	21.72	-
- Hostel Fd A/C No. 199	5.14	-
- Transport Fd A/C.	5.00	-
Total	854.83	-

12 Trade receivables

(Rs in lacs)

Particulars	31 March 2024	31 March 2023
Unsecured considered good		
- A Square Brand Solutions	0.47	-
- Adani Infrastructure Management Services Ltd.	2.95	-
- Apollo Sindoori Hotels Ltd.	3.50	-
- Boi In Campus	0.03	-
- Cetp Of The Veraval Ind. Association	0.91	-
- Chandigarh Educational Society	1.80	-
- Dharnidhar Enterprise	2.51	-
- Ditsha Amul Ice Cream Shop No. - 3	0.22	-
- Dr. Subhash University	18.67	-
- Electronic Payment And Services (P) Ltd	0.11	-
- Foodies - Coffee Shop	4.88	-
- Full Fresh Shop No. 05	0.70	-
- Gallops Autohaus Pvt Ltd	0.07	-
- Gokul Global University	24.00	-
- Gopal Snacks Pvt Ltd.	0.08	-
- Gspc Pipavav Power Company Limited	2.06	-
- Gujarat Biotechnology University	58.08	-
- Gujarat Pollution Control Board	1.42	-
- Hitesh Shukla - Tea Post Shop	0.08	-
- Indian Farmers Fertiliser Cooperative Limited	8.19	-
- Indus Tower	2.87	-
- Jalaram Canteen Kiosk - Mck601B	0.04	-
- Karnawati Fast Food Shop No.02	0.14	-
- Khanape Catering Ma-303	1.30	-
- Lalji Snacks Kiosks	0.06	-
- Lalji Snacks Shop No. - S-3	0.01	-
- Marwadi Shares & Finance Ltd	0.02	-
- Millenium Papers Pvt. Ltd.	0.01	-
- Mohani Caterers_Other	9.89	-
- National Forensic Sciences University	40.97	-
- Nilkanth Concast Pvt Ltd	4.01	-
- Our Cafe Shop - Sb 406	0.05	-
- Royal Environment Auditing & Consultancy Service	0.54	-
- Sandwich Club	0.58	-
- Sanghi Industries Ltd	0.14	-
- Shree Hari Xerox Other	0.06	-
Total continued	191.42	-



Annexures forming part of Financial Statement

Trade receivables


(Rs in lacs)

Particulars	31 March 2024	31 March 2023
Total continued from previous page	191.42	-
- Shree Seva Foundation	0.04	-
- Size Zero Kiosk	0.09	-
- Size Zero Pani Puri Shop No.S2	0.08	-
- Student'S Cafe Shop - Mck 201A	0.07	-
- Swaminarayan University	2.16	-
- Tea Post Private Limited	0.21	-
- Tulsi Optical	0.30	-
- Vardhaman College Of Engineering	25.81	-
- Vodafone Shop In Campus	0.16	-
Total	220.34	-

13 Cash and cash equivalents

(Rs in lacs)

Particulars	31 March 2024	31 March 2023
Cash on hand		
- Cash On Hand	2.20	-
- Petty Cash	0.51	-
Balances with banks in current accounts		
- Axis Bank 921010019078659	1.92	-
- Axis Bank 921010019084434	0.15	-
- Axis Bank 921010019084463	0.35	-
- Axis Bank 921010019084492	14.41	-
- Axis Bank 921010019084528	0.32	-
- Axis Bank 921010019084667	4.38	-
- Axis Bank 921010019084670	0.41	-
- Axis Bank 921010019084696	2.24	-
- Axis Bank 921010019084719	3.56	-
- Axis Bank 921010019084722	0.79	-
- Axis Bank 921010019084735	0.54	-
- Axis Bank 921010019084748	0.41	-
- Axis Bank 921010019084751	0.57	-
- Axis Bank 921010019084764	2.07	-
- Axis Bank 921010019084777	3.83	-
- Axis Bank 921010019084780	1.10	-
- Axis Bank 921010019729506	2.14	-
- Axis Bank 922010001999044	1.32	-
- Axis Bank A/C No. 923010034648082	0.49	-
- Axis Bank A/C No.921010019084683	0.86	-
- Axis Bank Current Ac 921020007175190	5.91	-
- Axis Bank Fees A/C 921010019789281	0.19	-
- Axis Bank Saving A/C 921010015667688	38.45	-
- Bank Of India 310320110000315	0.29	-
- Bank Of India 310320110000316	3.10	-
- Bank Of India 310320110000317	0.13	-
- Bank Of India 310320110000429	0.25	-
Total continued	92.89	-



Annexures forming part of Financial Statement

Cash and cash equivalents

(Rs in lacs)

Particulars	31 March 2024	31 March 2023
Total continued from previous page	92.89	-
- Bank Of India 310320110000430	0.22	-
- Bank Of India 310320110000435	0.11	-
- Bank Of India 310320110000457 Scope	0.06	-
- Bank Of India 310320110000458 Nri Quota	0.05	-
- Bank Of India 310320110000486	0.43	-
- Bank Of India 310320110000487	0.09	-
- Bank Of India 313210110003416	27.88	-
- Bank Of India 313210210000001	1.63	-
- Bank Of India 313220110000012	3.16	-
- Bank Of India 313220110000013	0.97	-
- Bank Of India 313220110000014	0.08	-
- Bank Of India 313220110000015	1.07	-
- Bank Of India 313220110000016	0.96	-
- Bank Of India 313220110000017	1.18	-
- Bank Of India 313220110000018	0.60	-
- Bank Of India 313220110000020	0.93	-
- Bank Of India 313220110000035	0.24	-
- Bank Of India 313220110000041	1.48	-
- Bank Of India 313220110000042	0.85	-
- Bank Of India 313220110000043	1.01	-
- Bank Of India 313220110000044	1.02	-
- Bank Of India 313220110000045	2.65	-
- Bank Of India 313220110000046	1.52	-
- Bank Of India 313220110000047	2.97	-
- Bank Of India 313220110000048	1.90	-
- Bank Of India 313220110000050	3.71	-
- Bank Of India 313220110000054	0.05	-
- Bank Of India 313220110000062	1.58	-
- Bank Of India 313220110000065	0.14	-
- Bank Of India 313220110000073	1.06	-
- Bank Of India 313220110000080	0.77	-
- Bank Of India A/C No.313220110000033	0.04	-
- Bank Of India A/C No.313220110000053	1.43	-
- Bank Of India-313210110002972	4.47	-
- Hdfc Bank A/C No.00060340025953	9.17	-
- Icici Bank A/C 349501000521	11.82	-
- Icici Bank -Apprentice	0.07	-
- Idbi Bank A/C No 0154103000001465	1.76	-
Others		
Bank Deposit having maturity of greater than 12 months		
- Bank Of India Fixed Deposit A/C	15.00	-
- Boi Fixed Deposit Bank Guarantee For Bsc Nursing	25.00	-
- Boi Fixed Deposit Bank Guarantee For Gnm	25.00	-
- F.D. With Axis Bank-921040056086050	100.16	-
- F.D. With Axis Bank-921040056212945	100.16	-
- F.D. With Axis Bank-921040058972780	33.33	-
Total continued	480.67	-



Annexures forming part of Financial Statement

Cash and cash equivalents


(Rs in lacs)

Particulars	31 March 2024	31 March 2023
Total continued from previous page	480.67	-
- F.D. With Axis Bank-921040060480974	33.33	-
- F.D. With Axis Bank-921040063689257	33.33	-
- F.D. With Axis Bank-921040066436144	33.33	-
- F.D. With Axis Bank-921040069711666	33.33	-
- F.D. With Axis Bank-921040072583944	36.74	-
- F.D. With Axis Bank-921040074874927	33.33	-
- F.D. With Axis Bank-921040079755339	33.33	-
- F.D. With Icici Bank-349513000920	2.35	-
- Idbi Bank Fixed Deposit	95.00	-
- Ssip Auto Sweep Fd A/C-313258110000231	15.95	-
Total	830.69	-

14 Short term loans and advances

(Rs in lacs)

Particulars	31 March 2024	31 March 2023
Loans and advances to employees		
- Akanksha Ranjan Advance	0.03	-
- Akshay Ranpariya Advance	0.15	-
- Amarat Lal Sinsinwar Advance	0.15	-
- Anupam Kumar Sinha Advance	0.01	-
- Archana Sharma	0.11	-
- Arjav Bavarva Advance	0.20	-
- Bajra Sikder Advance	(0.84)	-
- Bhavesh Joshi Advance	0.02	-
- Bhumi Kotak Advance	0.02	-
- Bijay Bhujabal	0.03	-
- Chaitali Shah Advance	0.17	-
- Chirag Visani Advance	0.05	-
- Dharmendrasinh D. Zala (Advance)	0.01	-
- Dipak Gondaliya Advance	0.08	-
- Forum Rajdev (Advance)	0.13	-
- Jayantilal Makasana Advance	0.02	-
- Jobin Manalal Advance	(0.04)	-
- Keyur Vadodariya Advance	0.10	-
- Khushbu Pandya Advance	0.07	-
- Mahek Munjpara	1.18	-
- Malav Maru (Advance)	0.22	-
- Monisha Mohan Advance	0.01	-
- Mr.Matteo Advance	5.63	-
- Mr.Matteo Project Advance	0.27	-
- Nikhil J Chotai	0.12	-
- Nikunj Vaishnav Advance	0.05	-
- Nilam Kanjariya Advance	0.01	-
- Nilesh Advani(Advance)	0.42	-
- Nishith Kotak	0.04	-
Total continued	8.42	-

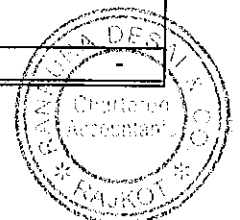


Annexures forming part of Financial Statement

Short term loans and advances

(Rs in lacs)

Particulars	31 March 2024	31 March 2023
Total continued from previous page	8.42	-
- Om Prakash Suman Advance	0.03	-
- Phalak Buch Advance	0.02	-
- Poonam Sharma Advance	0.11	-
- Prakruti Joshipura Advance	0.01	-
- Prosenjit Ghosh Advance	0.11	-
- Rajendra Vadoliya (Advance)	0.20	-
- Rhishikesh Dave Advance	0.10	-
- Ritesh Palkar (Advance)	4.00	-
- Rohit Sharma (Advance)	0.16	-
- Ruchi Khiler Advance	0.01	-
- Saheli Dey Advance	0.04	-
- Salary Payable	0.19	-
- Saurav Kumar Advance	0.39	-
- Shatrughan Kumar	0.15	-
- Shivangi Pithadiya Advance	0.01	-
- Smit Thacker Advance	0.03	-
- Srinivasa Rao Meda Advance	0.05	-
- Sumit Makwana (Advance)	0.02	-
- Sumit Sarvaiya Advance	0.04	-
- Tarak Vora (Advance)	0.75	-
- Venkat Vinay Chowdary Chava Advance	0.30	-
- Vidhi Mehta Advance	0.30	-
- Vijay Dubey Advance	0.02	-
- Vishal Sodha Advance	0.10	-
- Vishal Solanki Advance	0.02	-
- Vismay Rajjada Advance	0.10	-
- Vivek Bissa Advance	0.40	-
- Yogesh Singh Advance	0.89	-
Advances to suppliers		
- A B Infracon	3.46	-
- Acuite Ratings & Research Limited	5.61	-
- Adarsh Agro Seeds	0.01	-
- Akshara Educational Services	0.02	-
- Am Electricals	0.01	-
- Ambica Wire Products	0.10	-
- Anchor Edu Solutions	2.01	-
- Apex Pools Private Limited	5.57	-
- Apollo Sindoori Hotel Limited	14.61	-
- Aurelius Edge Overseas Pvt.Ltd.	23.94	-
- Bar Council Of India Trust Pearl First	1.08	-
- Bfsi Sectore Council Of India	0.24	-
- Biolinx Labsystems Pvt. Ltd.	1.03	-
- Blue Star Ltd.	2.82	-
- Book My Colleges.Com	0.14	-
- Brickwork Ratings	2.07	-
- Career Dwar	1.86	-
Total continued	81.55	-

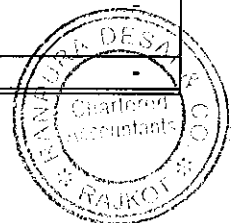


Annexures forming part of Financial Statement

Short term loans and advances

(Rs in lacs)

Particulars	31 March 2024	31 March 2023
Total continued from previous page	81.55	-
- Career Today Exhibition And Conventions	1.42	-
- Carrier Airconditioning & Refrigeration Ltd	1.83	-
- Centre For Monitoring Indian Economy Pvt Ltd	2.62	-
- Chawla Publications (P) Ltd	1.36	-
- Clatshree	0.30	-
- Cloud Dial	0.47	-
- Delta Corporation	0.08	-
- Dilip Jagdishbhai Vaghadia	0.24	-
- Edcil (India) Limited	2.34	-
- Edcreate Social Foundation	0.83	-
- Express Lift Ltd	2.17	-
- Future Solutions	6.65	-
- Global Media Solution	0.10	-
- Growel Info Tech	41.13	-
- Hilti India Pvt.Ltd.	0.42	-
- India Emerging World	4.00	-
- Indian Technology Congress Association	40.00	-
- Infinite'S Smart Cafe	0.23	-
- Jalaram Fuel Pump	0.37	-
- Johnson Lifts Pvt.Ltd	9.93	-
- K And D Communication Limited	0.52	-
- K B Sheth Enterprise	0.04	-
- Kanak Omprakash Sariyala (Rk Enterprise)Warlock	0.18	-
- Kbj Tennis Academy	0.09	-
- Kishan Sales Corporation	0.46	-
- Kishan Steel & Ply	0.01	-
- Licit Local Media Pvt Ltd	1.05	-
- Life Care Devices And Surgicals	0.04	-
- Linc Digital Systems Pvt. Ltd.	46.91	-
- Manoj Rathod (Viraj Engineering)	3.76	-
- Mantra Admedia Pvt Ltd	0.02	-
- Marwadi Education Pvt. Ltd.	0.13	-
- Mihir Travels Rajkot (Gujarat)	0.30	-
- Milap Engg. & Control System	0.04	-
- Mind Optics Edutech Pvt Ltd	0.09	-
- Mr. Rajkumar Maitri	0.60	-
- M-Tech Laser Solution	0.27	-
- Mukehbhai P Prjapati	0.20	-
- N.J. Devani Builders Pvt. Ltd.	527.23	-
- Nav Gujarat Seeds	0.06	-
- Okzns	2.00	-
- Ovi Hosting Pvt Ltd	1.10	-
- Pangea International	0.06	-
- Q Concept Inc	9.23	-
- Rushabh Industries	0.50	-
- S M Extrusion	10.40	-
Total continued	803.33	-

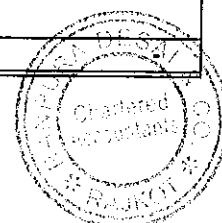


Annexures forming part of Financial Statement

Short term loans and advances

(Rs in lacs)

Particulars	31 March 2024	31 March 2023
Total continued from previous page	803.33	-
- S P Agency	0.15	-
- Saurashtra Interior Pvt.Ltd.	11.54	-
- Savanart	0.01	-
- Schindler India Pvt Ltd	0.78	-
- Schindler India Pvt. Ltd.	20.01	-
- Shree Hari Enterprises	0.23	-
- Shree Ram Electric Services	0.22	-
- Smart Traders	0.03	-
- Te Fitness & Sports	0.08	-
- Tej Glass Solutions Pvt.Ltd.	0.28	-
- The Blackstone Hotel	0.25	-
- The Park Pride	0.19	-
- Toyota Lakozy Auto Private Limited	0.31	-
- Trident Exhibitors	0.39	-
- Trip Oceans	0.16	-
- Tv 18 Broadcast Ltd	0.03	-
- Uday Kumar	1.05	-
- Ultratech Cement Limited	3.50	-
- Usha Enterprise	0.01	-
- Vadayukt India	0.02	-
- Vasant Marketing	0.05	-
- Vicas Corporation	7.77	-
- Viraj Engineers	54.73	-
- Voltamp Transformers Ltd.	0.01	-
Balances with Government Authorities		
Employees Contribution		
- Employees Contribution To Nps	0.02	-
GST Receivable		
- Cgst Aailed	0.11	-
- Igst Aailed	0.36	-
- Sgst Aailed	0.11	-
TCS Receivable		
- Tcs Receivable 2022-23	1.70	-
- Tcs Receivable 2023-24	1.91	-
TDS Receivable		
- Tds Receivable 2023-24	0.06	-
- Tds Receivable_2022-23	22.29	-
- Tds Receivable_2023-24	13.31	-
- Tds Receivable_2023-24_Education	7.47	-
- Tds Receiveble_2023-24	0.03	-
- Tds Receiveble_2023-24_Education	0.10	-
Others		
Other loans and advances (Unsecured, considered good)		
- Marwadi Education Foundation-Sec -25	3.89	-
- Marwadi Education Management Service Pvt.Ltd	0.52	-
- Marwadi Technologies Pvt Ltd	0.58	-
Total continued	957.59	



Annexures forming part of Financial Statement

Short term loans and advances


(Rs in lacs)

Particulars	31 March 2024	31 March 2023
Total continued from previous page	957.59	-
- Marwadi Technologies Pvt.Ltd.	0.02	-
- Marwadi Universal Education Pvt Ltd	4.32	-
- Marwadi Universal Education Pvt.Ltd.	(23.45)	-
- Mef Section 25 Co.	1.60	-
- Mef-Scope	0.10	-
- Mujcal Association For Foundry Technology	20.12	-
Total	960.30	-

15 Other current assets

(Rs in lacs)

Particulars	31 March 2024	31 March 2023
Interest accrued		
- Interest Receivable	13.00	-
- Interest Receivable From Gsfc Deposits	60.30	-
Income Receivable		
- Axis Bank Pos Receivable	0.37	-
- Environment Audit Cell Income (Receivable)	9.51	-
- Exam Center Fees Receivable	(0.33)	-
- Hdfc Pos Receivable	0.07	-
- Hostel Fee Receivable 2022-23	101.56	-
- Hostel Fee Receivable 2023-24	259.38	-
- International Student Fee Receivable 2022-23	0.64	-
- International Student Fee Receivable 2023-24	511.87	-
- International Student Fee Receivable Fy 2022-23	49.40	-
- International Student Fee Receivable Fy 2023-24	733.40	-
- Student Skill Development Income Receivable A/C	3.62	-
- Tuition Fee Receivable 2021-22	19.86	-
- Tuition Fee Receivable 2022-23	188.77	-
- Tuition Fee Receivable 2023-24	768.87	-
Notice Pay Salary Receivable	0.46	-
Prepaid Expense		
- Prepaid Exp.	12.31	-
Rent Deposit		
- Rent Deposit For Guntur Office	2.40	-
- Rent Deposit For Hyderabad Office	2.10	-
- Rent Deposit For Kadapa City	1.60	-
- Rent Deposit For Kota Office	0.70	-
- Rent Deposit For Kurnool Office	4.20	-
- Rent Deposit For Ongole Office	2.10	-
- Rent Deposit For Ranchi (Jharkhand) Office	2.70	-
- Rent Deposit For Salem Office	0.75	-
- Rent Deposit For Tirupiti Office	2.40	-
- Rent Deposit For Vijayawada Office	3.60	-
- Rent Deposit Nellore Office	3.00	-
- Rent Deposite	1.14	-
Salary Receivable		
- Notice Pay Salary Receivable	23.07	-
Total	2,782.82	-

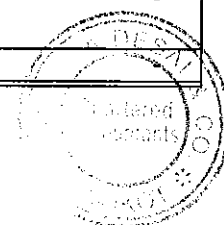


Annexures forming part of Financial Statement

16 Revenue from operations

(Rs in lacs)

Particulars	31 March 2024	31 March 2023
Sale of services		
Bus Fees Income		
- Bus Fee Sem 1 Agriculture (Hons) Mu-Foagri 2023-24	0.28	-
- Bus Fee Sem 1 Ba (Hons) - English Mu-Foart 2023-24	1.16	-
- Bus Fee Sem 1 Bba Fms 2022-23	0.25	-
- Bus Fee Sem 1 Bba Fms 2023-24	32.23	-
- Bus Fee Sem 1 Bca Mu-Foca 2023-24	16.24	-
- Bus Fee Sem 1 Bcom Fms 2023-24	3.49	-
- Bus Fee Sem 1 Bpharm Fop 2022-23	0.09	-
- Bus Fee Sem 1 Bpharm Fop 2023-24	5.08	-
- Bus Fee Sem 1 Bphysiotherapy Mu-Fopt 2022-23	0.12	-
- Bus Fee Sem 1 Bphysiotherapy Mu-Fopt 2023-24	2.66	-
- Bus Fee Sem 1 Bsc Mu-Fos 2023-24	1.62	-
- Bus Fee Sem 1 Bsc(Data Science) Mu-Foca 2023-24	1.58	-
- Bus Fee Sem 1 Bsc(It) Mu-Foca 2023-24	4.93	-
- Bus Fee Sem 1 Computer Science Mu-Foca 2023-24	0.93	-
- Bus Fee Sem 1 Diploma Fds 2021-22	0.06	-
- Bus Fee Sem 1 Diploma Fds 2022-23	0.12	-
- Bus Fee Sem 1 Diploma Fds 2023-24	22.37	-
- Bus Fee Sem 1 Engineering Foe1(Mu) 2023-24	1.53	-
- Bus Fee Sem 1 Engineering Foet 2023-24	3.01	-
- Bus Fee Sem 1 Gnm Fon 2023-24	0.30	-
- Bus Fee Sem 1 Law Mu-Foart 2023-24	0.68	-
- Bus Fee Sem 1 Law Mu-Fol 2023-24	1.90	-
- Bus Fee Sem 1 Mba Fms 2022-23	0.07	-
- Bus Fee Sem 1 Mba Fms 2023-24	19.69	-
- Bus Fee Sem 1 Mca Mca1(Mu) 2023-24	6.01	-
- Bus Fee Sem 1 Mpharm Fop 2023-24	0.28	-
- Bus Fee Sem 1 Msc Mu-Fos 2023-24	3.49	-
- Bus Fee Sem 1 Mu-Fot 2022-23	0.07	-
- Bus Fee Sem 1 Mu-Fot 2023-24	0.01	-
- Bus Fee Sem 1 Mu-Fot Foet 2023-24	15.32	-
- Bus Fee Sem 1 Nursing Fon 2023-24	0.13	-
- Bus Fee Sem 1 Pg Dmlt Mu-Fos 2023-24	0.60	-
- Bus Fee Sem 1 Phd Mu-Sri 2023-24	1.18	-
- Bus Fee Sem 10 Mu-Foa 2023-24	0.15	-
- Bus Fee Sem 2 Agriculture (Hons) Mu-Foagri 2023-24	0.24	-
- Bus Fee Sem 2 Ba (Hons) - English Mu-Foart 2023-24	0.82	-
- Bus Fee Sem 2 Bba Fms 2021-22	0.05	-
- Bus Fee Sem 2 Bba Fms 2022-23	0.31	-
- Bus Fee Sem 2 Bba Fms 2023-24	28.28	-
- Bus Fee Sem 2 Bca Mu-Foca 2023-24	13.69	-
- Bus Fee Sem 2 Bcom Fms 2022-23	0.10	-
- Bus Fee Sem 2 Bcom Fms 2023-24	3.01	-
- Bus Fee Sem 2 Bpharm Fop 2022-23	0.14	-
- Bus Fee Sem 2 Bpharm Fop 2023-24	4.62	-
- Bus Fee Sem 2 Bphysiotherapy Mu-Fopt 2022-23	0.80	-
- Bus Fee Sem 2 Bphysiotherapy Mu-Fopt 2023-24	5.15	-
Total continued	204.84	




Annexures forming part of Financial Statement

Revenue from operations

(Rs in lacs)

Particulars	31 March 2024	31 March 2023
Total continued from previous page	204.84	-
- Bus Fee Sem 2 Bsc Mu-Fos 2023-24	1.44	-
- Bus Fee Sem 2 Bsc(Data Science) Mu-Foca 2023-24	1.40	-
- Bus Fee Sem 2 Bsc(It) Mu-Foca 2023-24	4.49	-
- Bus Fee Sem 2 Computer Science Mu-Foca 2023-24	0.83	-
- Bus Fee Sem 2 Diploma Fds 2021-22	0.20	-
- Bus Fee Sem 2 Diploma Fds 2022-23	0.46	-
- Bus Fee Sem 2 Diploma Fds 2023-24	19.34	-
- Bus Fee Sem 2 Engineering Foe1(Mu) 2023-24	1.19	-
- Bus Fee Sem 2 Engineering Foet 2023-24	2.27	-
- Bus Fee Sem 2 Law Mu-Foart 2023-24	0.70	-
- Bus Fee Sem 2 Law Mu-Fol 2023-24	2.18	-
- Bus Fee Sem 2 Mba Fms 2022-23	0.26	-
- Bus Fee Sem 2 Mba Fms 2023-24	16.70	-
- Bus Fee Sem 2 Mba Fom1(Mu) 2022-23	0.12	-
- Bus Fee Sem 2 Mba Fom1(Mu) 2023-24	0.15	-
- Bus Fee Sem 2 Mca Mca1(Mu) 2023-24	5.61	-
- Bus Fee Sem 2 Mpharm Fop 2022-23	0.06	-
- Bus Fee Sem 2 Mpharm Fop 2023-24	0.36	-
- Bus Fee Sem 2 Msc Mu-Fos 2023-24	2.80	-
- Bus Fee Sem 2 Mu-Fot 2021-22	0.02	-
- Bus Fee Sem 2 Mu-Fot 2022-23	0.16	-
- Bus Fee Sem 2 Mu-Fot Foet 2023-24	13.90	-
- Bus Fee Sem 2 Phd Mu-Sri 2022-23	0.11	-
- Bus Fee Sem 2 Phd Mu-Sri 2023-24	0.61	-
- Bus Fee Sem 3 Agriculture (Hons) Mu-Foagri 2023-24	0.78	-
- Bus Fee Sem 3 Ba (Hons) - English Mu-Foart 2023-24	1.68	-
- Bus Fee Sem 3 Bba Fms 2022-23	0.14	-
- Bus Fee Sem 3 Bba Fms 2023-24	40.48	-
- Bus Fee Sem 3 Bca Mu-Foca 2023-24	23.23	-
- Bus Fee Sem 3 Bcom Fms 2023-24	5.80	-
- Bus Fee Sem 3 Bpharm Fop 2023-24	5.49	-
- Bus Fee Sem 3 Bphysiotherapy Mu-Fopt 2023-24	5.63	-
- Bus Fee Sem 3 Bsc Mu-Fos 2023-24	2.98	-
- Bus Fee Sem 3 Bsc(Data Science) Mu-Foca 2023-24	2.78	-
- Bus Fee Sem 3 Bsc(Hons) In Economics Fms 2023-24	0.13	-
- Bus Fee Sem 3 Bsc(It) Mu-Foca 2023-24	6.80	-
- Bus Fee Sem 3 Computer Science Mu-Foca 2023-24	0.68	-
- Bus Fee Sem 3 Diploma Fds 2023-24	27.09	-
- Bus Fee Sem 3 Engineering Foe1(Mu) 2023-24	5.69	-
- Bus Fee Sem 3 Fom1 2022-23	0.12	-
- Bus Fee Sem 3 Law Mu-Fol 2023-24	1.80	-
- Bus Fee Sem 3 Ma Mu-Foart 2023-24	0.28	-
- Bus Fee Sem 3 Mba Fms 2023-24	13.78	-
- Bus Fee Sem 3 Mba Fom1(Mu) 2023-24	6.09	-
- Bus Fee Sem 3 Mca Mca1(Mu) 2023-24	6.33	-
- Bus Fee Sem 3 Mpharm Fop 2023-24	0.28	-
Total continued	438.26	-

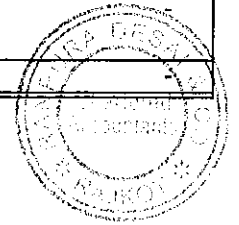


Annexures forming part of Financial Statement

Revenue from operations

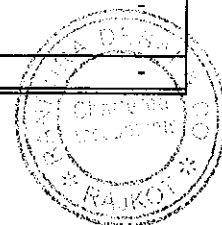
(Rs in lacs)

Particulars	31 March 2024	31 March 2023
Total continued from previous page	438.26	-
- Bus Fee Sem 3 Msc Mu-Fos 2023-24	4.96	-
- Bus Fee Sem 3 Mu-Fot 2023-24	30.31	-
- Bus Fee Sem 3 Phd Mu-Sri 2023-24	0.28	-
- Bus Fee Sem 4 Agriculture (Hons) Mu-Foagri 2023-24	0.57	-
- Bus Fee Sem 4 Ba (Hons) - English Mu-Foart 2023-24	1.48	-
- Bus Fee Sem 4 Bba Fms 2022-23	0.48	-
- Bus Fee Sem 4 Bba Fms 2023-24	34.59	-
- Bus Fee Sem 4 Bca Mu-Foca 2022-23	0.32	-
- Bus Fee Sem 4 Bca Mu-Foca 2023-24	19.48	-
- Bus Fee Sem 4 Bcom Fms 2023-24	4.87	-
- Bus Fee Sem 4 Bpharm Fop 2022-23	0.14	-
- Bus Fee Sem 4 Bpharm Fop 2023-24	5.03	-
- Bus Fee Sem 4 Bphysiotherapy Mu-Fopt 2023-24	2.83	-
- Bus Fee Sem 4 Bsc Mu-Fos 2023-24	2.80	-
- Bus Fee Sem 4 Bsc(Data Science) Mu-Foca 2023-24	2.49	-
- Bus Fee Sem 4 Bsc(Hons) In Economics Fms 2023-24	0.10	-
- Bus Fee Sem 4 Bsc(It) Mu-Foca 2023-24	5.58	-
- Bus Fee Sem 4 Computer Science Mu-Foca 2023-24	0.27	-
- Bus Fee Sem 4 Diploma Fds 2022-23	0.50	-
- Bus Fee Sem 4 Diploma Fds 2023-24	24.41	-
- Bus Fee Sem 4 Engineering Foe1(Mu) 2023-24	5.45	-
- Bus Fee Sem 4 Fom1 2023-24	0.11	-
- Bus Fee Sem 4 Law Mu-Foart 2023-24	0.12	-
- Bus Fee Sem 4 Law Mu-Fol 2023-24	1.43	-
- Bus Fee Sem 4 Ma Mu-Foart 2023-24	0.23	-
- Bus Fee Sem 4 Mba Fms 2023-24	10.08	-
- Bus Fee Sem 4 Mba Fom1(Mu) 2023-24	4.09	-
- Bus Fee Sem 4 Mca Mca1(Mu) 2023-24	0.78	-
- Bus Fee Sem 4 Mpharm Fop 2023-24	0.25	-
- Bus Fee Sem 4 Msc Mu-Fos 2023-24	3.30	-
- Bus Fee Sem 4 Mu-Fot 2022-23	0.14	-
- Bus Fee Sem 4 Mu-Fot 2023-24	26.93	-
- Bus Fee Sem 4 Phd Mu-Sri 2023-24	0.23	-
- Bus Fee Sem 5 Agriculture (Hons) Mu-Foagri 2023-24	0.95	-
- Bus Fee Sem 5 Ba (Hons) - English Mu-Foart 2023-24	0.50	-
- Bus Fee Sem 5 Bba Fms 2023-24	28.23	-
- Bus Fee Sem 5 Bba Mu-Fis1 2022-23	0.08	-
- Bus Fee Sem 5 Bca Mu-Foca 2023-24	12.15	-
- Bus Fee Sem 5 Bcom Fms 2023-24	3.72	-
- Bus Fee Sem 5 Bpharm Fop 2023-24	4.90	-
- Bus Fee Sem 5 Bphysiotherapy Mu-Fopt 2023-24	0.21	-
- Bus Fee Sem 5 Bsc Mu-Fos 2023-24	5.50	-
- Bus Fee Sem 5 Bsc(It) Mu-Foca 2023-24	3.73	-
- Bus Fee Sem 5 Diploma Fds 2022-23	0.11	-
- Bus Fee Sem 5 Diploma Fds 2023-24	21.51	-
- Bus Fee Sem 5 Foe1 2023-24	6.92	-
Total continued	721.40	-



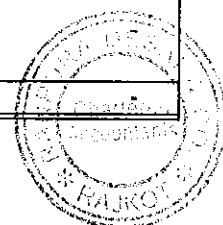
Annexures forming part of Financial Statement

Revenue from operations		(Rs in lacs)	
Particulars	31 March 2024	31 March 2023	
Total continued from previous page	721.40	-	
- Bus Fee Sem 5 Law Mu-Fol 2023-24	1.27	-	
- Bus Fee Sem 5 Mu-Fot 2023-24	38.58	-	
- Bus Fee Sem 6 Agriculture (Hons) Mu-Foagri 2023-24	0.93	-	
- Bus Fee Sem 6 Ba (Hons) - English Mu-Foart 2023-24	0.56	-	
- Bus Fee Sem 6 Bba Fms 2023-24	25.74	-	
- Bus Fee Sem 6 Bca Mu-Foca 2023-24	10.71	-	
- Bus Fee Sem 6 Bcom Fms 2023-24	3.04	-	
- Bus Fee Sem 6 Bpharm Fop 2022-23	0.14	-	
- Bus Fee Sem 6 Bpharm Fop 2023-24	4.26	-	
- Bus Fee Sem 6 Bsc Mu-Fos 2023-24	5.03	-	
- Bus Fee Sem 6 Bsc(It) Mu-Foca 2023-24	3.03	-	
- Bus Fee Sem 6 Diploma Fds 2022-23	0.10	-	
- Bus Fee Sem 6 Diploma Fds 2023-24	17.59	-	
- Bus Fee Sem 6 Foe1 2023-24	5.92	-	
- Bus Fee Sem 6 Law Mu-Fol 2022-23	(0.22)	-	
- Bus Fee Sem 6 Law Mu-Fol 2023-24	1.39	-	
- Bus Fee Sem 6 Mu-Fot 2023-24	35.44	-	
- Bus Fee Sem 7 Bpharm Fop 2023-24	4.72	-	
- Bus Fee Sem 7 Foe1 2023-24	7.13	-	
- Bus Fee Sem 7 Law Mu-Fol 2023-24	0.82	-	
- Bus Fee Sem 7 Mu-Fot 2023-24	14.42	-	
- Bus Fee Sem 8 Bpharm Fop 2023-24	3.87	-	
- Bus Fee Sem 8 Law Mu-Fol 2023-24	0.61	-	
- Bus Fee Sem 8 Mu-Fot 2023-24	2.88	-	
- Bus Fee Sem 9 Mu-Foa 2023-24	0.15	-	
- Bus Fees Sem 5 Mu-Fot 2023-24	0.12	-	
Hostel Fees			
- Hostel Fee Receivable Income 2023-24	259.38	-	
- Hostel Fee Sem 1 Agriculture (Hons) Mu-Foagri 2023-24	6.53	-	
- Hostel Fee Sem 1 Ba (Hons) - English Mu-Foart 2023-24	2.90	-	
- Hostel Fee Sem 1 Bba Fms 2023-24	35.79	-	
- Hostel Fee Sem 1 Bca Mu-Foca 2023-24	26.99	-	
- Hostel Fee Sem 1 Bcom Fms 2023-24	5.10	-	
- Hostel Fee Sem 1 Bpharm Fop 2023-24	27.20	-	
- Hostel Fee Sem 1 Bphysiotherapy Mu-Fopt 2023-24	13.71	-	
- Hostel Fee Sem 1 Bsc Mu-Fos 2023-24	14.25	-	
- Hostel Fee Sem 1 Bsc(Data Science) Mu-Foca 2023-24	2.67	-	
- Hostel Fee Sem 1 Bsc(Hons) In Economics Fms 2023-24	0.56	-	
- Hostel Fee Sem 1 Bsc(It) Mu-Foca 2023-24	6.11	-	
- Hostel Fee Sem 1 Computer Science Mu-Foca 2023-24	14.27	-	
- Hostel Fee Sem 1 Engineering Foe1(Mu) 2023-24	9.98	-	
- Hostel Fee Sem 1 Engineering Foet 2023-24	15.17	-	
- Hostel Fee Sem 1 Foe1 2020-21	(0.28)	-	
- Hostel Fee Sem 1 Fom1 2020-21	(0.38)	-	
- Hostel Fee Sem 1 Law Mu-Foart 2023-24	0.60	-	
- Hostel Fee Sem 1 Llm Mu-Fol 2023-24	0.43	-	
Total continued	1,350.61	-	



Annexures forming part of Financial Statement

Revenue from operations		(Rs in lacs)	
Particulars	31 March 2024	31 March 2023	
Total continued from previous page	1,350.61	-	
- Hostel Fee Sem 1 Ma Mu-Foart 2023-24	0.73	-	
- Hostel Fee Sem 1 Mba Fms 2023-24	29.94	-	
- Hostel Fee Sem 1 Mca Mca1(Mu) 2023-24	6.45	-	
- Hostel Fee Sem 1 Msc Mu-Fos 2023-24	4.40	-	
- Hostel Fee Sem 1 Mu-Fot 2019-20	(0.15)	-	
- Hostel Fee Sem 1 Mu-Fot 2023-24	8.28	-	
- Hostel Fee Sem 1 Mu-Fot Foet 2023-24	148.62	-	
- Hostel Fee Sem 1 Nursing Fon 2023-24	1.52	-	
- Hostel Fee Sem 1 Pg Dmlt Mu-Fos 2023-24	1.36	-	
- Hostel Fee Sem 1 Phd Mu-Sri 2023-24	0.39	-	
- Hostel Fee Sem 10 Law Mu-Fol 2023-24	3.13	-	
- Hostel Fee Sem 2 Agriculture (Hons) Mu-Foagri 2023-24	6.50	-	
- Hostel Fee Sem 2 Ba (Hons) - English Mu-Foart 2023-24	2.02	-	
- Hostel Fee Sem 2 Bba Fms 2023-24	31.79	-	
- Hostel Fee Sem 2 Bca Mu-Foca 2023-24	25.37	-	
- Hostel Fee Sem 2 Bcom Fms 2023-24	4.11	-	
- Hostel Fee Sem 2 Bpharm Fop 2020-21	(0.47)	-	
- Hostel Fee Sem 2 Bpharm Fop 2023-24	22.79	-	
- Hostel Fee Sem 2 Bphysiotherapy Mu-Fopt 2019-20	0.10	-	
- Hostel Fee Sem 2 Bphysiotherapy Mu-Fopt 2023-24	15.46	-	
- Hostel Fee Sem 2 Bsc Mu-Fos 2020-21	(0.46)	-	
- Hostel Fee Sem 2 Bsc Mu-Fos 2023-24	11.74	-	
- Hostel Fee Sem 2 Bsc(Data Science) Mu-Foca 2023-24	2.23	-	
- Hostel Fee Sem 2 Bsc(Hons) In Economics Fms 2023-24	0.61	-	
- Hostel Fee Sem 2 Bsc(It) Mu-Foca 2023-24	5.90	-	
- Hostel Fee Sem 2 Computer Science Mu-Foca 2023-24	11.86	-	
- Hostel Fee Sem 2 Diploma Fds 2020-21	(0.24)	-	
- Hostel Fee Sem 2 Diploma Fds 2023-24	26.50	-	
- Hostel Fee Sem 2 Engineering Foe1(Mu) 2023-24	2.55	-	
- Hostel Fee Sem 2 Engineering Foet 2023-24	6.14	-	
- Hostel Fee Sem 2 Fom1 2020-21	(0.28)	-	
- Hostel Fee Sem 2 Law Mu-Foart 2023-24	1.28	-	
- Hostel Fee Sem 2 Law Mu-Fol 2023-24	5.27	-	
- Hostel Fee Sem 2 Lim Mu-Fol 2023-24	0.40	-	
- Hostel Fee Sem 2 Ma Mu-Foart 2023-24	0.70	-	
- Hostel Fee Sem 2 Mba Fms 2023-24	24.56	-	
- Hostel Fee Sem 2 Mca Mca1(Mu) 2023-24	5.69	-	
- Hostel Fee Sem 2 Msc Mu-Fos 2023-24	4.18	-	
- Hostel Fee Sem 2 Mu-Fot 2023-24	2.95	-	
- Hostel Fee Sem 2 Mu-Fot Foet 2023-24	139.83	-	
- Hostel Fee Sem 2 Nursing Fon 2023-24	0.41	-	
- Hostel Fee Sem 2 Phd Mu-Sri 2023-24	0.39	-	
- Hostel Fee Sem 3 Agriculture (Hons) Mu-Foagri 2023-24	4.82	-	
- Hostel Fee Sem 3 Ba (Hons) - English Mu-Foart 2023-24	1.58	-	
- Hostel Fee Sem 3 Bba Fms 2023-24	51.09	-	
- Hostel Fee Sem 3 Bca Mu-Foca 2023-24	19.02	-	
Total continued	1,991.67		

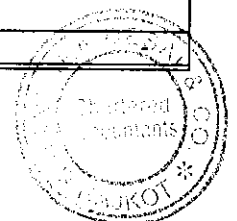


Annexures forming part of Financial Statement

Revenue from operations

(Rs in lacs)

Particulars	31 March 2024	31 March 2023
Total continued from previous page	1,991.67	-
- Hostel Fee Sem 3 Bcom Fms 2023-24	10.45	-
- Hostel Fee Sem 3 Bpharm Fop 2023-24	34.88	-
- Hostel Fee Sem 3 Bphysiotherapy Mu-Fopt 2023-24	22.37	-
- Hostel Fee Sem 3 Bsc Mu-Fos 2023-24	14.79	-
- Hostel Fee Sem 3 Bsc(Data Science) Mu-Foca 2023-24	5.06	-
- Hostel Fee Sem 3 Bsc(Hons) In Economics Fms 2023-24	0.97	-
- Hostel Fee Sem 3 Bsc(It) Mu-Foca 2023-24	17.46	-
- Hostel Fee Sem 3 Computer Science Mu-Foca 2023-24	5.14	-
- Hostel Fee Sem 3 Diploma Fds 2023-24	42.84	-
- Hostel Fee Sem 3 Engineering Foe1(Mu) 2023-24	60.01	-
- Hostel Fee Sem 3 Foe1 2023-24	(0.61)	-
- Hostel Fee Sem 3 Fpgrs1 2020-21	0.51	-
- Hostel Fee Sem 3 Law Mu-Foart 2023-24	0.01	-
- Hostel Fee Sem 3 Law Mu-Fol 2023-24	13.49	-
- Hostel Fee Sem 3 Ma Mu-Foart 2023-24	0.52	-
- Hostel Fee Sem 3 Mba Fms 2023-24	22.40	-
- Hostel Fee Sem 3 Mba Fom1(Mu) 2023-24	15.78	-
- Hostel Fee Sem 3 Mca Mca1(Mu) 2023-24	12.31	-
- Hostel Fee Sem 3 Msc Mu-Fos 2023-24	13.59	-
- Hostel Fee Sem 3 Mu-Fot 2020-21	(0.15)	-
- Hostel Fee Sem 3 Mu-Fot 2023-24	144.93	-
- Hostel Fee Sem 3 Phd Mu-Sri 2023-24	0.51	-
- Hostel Fee Sem 4 Agriculture (Hons) Mu-Foagri 2023-24	3.78	-
- Hostel Fee Sem 4 Ba (Hons) - English Mu-Foart 2023-24	2.04	-
- Hostel Fee Sem 4 Bba Fms 2023-24	48.06	-
- Hostel Fee Sem 4 Bca Mu-Foca 2023-24	18.75	-
- Hostel Fee Sem 4 Bcom Fms 2023-24	9.91	-
- Hostel Fee Sem 4 Bpharm Fop 2020-21	(0.32)	-
- Hostel Fee Sem 4 Bpharm Fop 2023-24	29.79	-
- Hostel Fee Sem 4 Bphysiotherapy Mu-Fopt 2023-24	9.52	-
- Hostel Fee Sem 4 Bsc Mu-Fos 2023-24	13.30	-
- Hostel Fee Sem 4 Bsc(Data Science) Mu-Foca 2023-24	4.06	-
- Hostel Fee Sem 4 Bsc(It) Mu-Foca 2023-24	13.59	-
- Hostel Fee Sem 4 Computer Science Mu-Foca 2023-24	0.89	-
- Hostel Fee Sem 4 Diploma Fds 2020-21	0.11	-
- Hostel Fee Sem 4 Diploma Fds 2023-24	39.93	-
- Hostel Fee Sem 4 Engineering Foe1(Mu) 2023-24	40.49	-
- Hostel Fee Sem 4 Foe1 2017-18	0.01	-
- Hostel Fee Sem 4 Law Mu-Foart 2023-24	0.01	-
- Hostel Fee Sem 4 Law Mu-Fol 2023-24	13.07	-
- Hostel Fee Sem 4 Ma Mu-Foart 2023-24	0.52	-
- Hostel Fee Sem 4 Mba Fms 2023-24	15.11	-
- Hostel Fee Sem 4 Mba Fom1(Mu) 2023-24	13.56	-
- Hostel Fee Sem 4 Msc Mu-Fos 2023-24	10.54	-
- Hostel Fee Sem 4 Mu-Fobm 2020-21	0.24	-
- Hostel Fee Sem 4 Mu-Fot 2023-24	134.03	-
Total continued	2,849.92	-




Annexures forming part of Financial Statement

Revenue from operations

(Rs in lacs)

Particulars	31 March 2024	31 March 2023
Total continued from previous page	2,849.92	-
- Hostel Fee Sem 4 Phd Mu-Sri 2023-24	0.47	-
- Hostel Fee Sem 5 Agriculture (Hons) Mu-Foagri 2023-24	5.26	-
- Hostel Fee Sem 5 Ba (Hons) - English Mu-Foart 2023-24	2.17	-
- Hostel Fee Sem 5 Bba Fms 2023-24	36.61	-
- Hostel Fee Sem 5 Bca Mu-Foca 2023-24	21.41	-
- Hostel Fee Sem 5 Bcom Fms 2023-24	8.81	-
- Hostel Fee Sem 5 Bpharm Fop 2023-24	27.79	-
- Hostel Fee Sem 5 Bphysiotherapy Mu-Fopt 2023-24	3.27	-
- Hostel Fee Sem 5 Bsc Mu-Fos 2023-24	8.43	-
- Hostel Fee Sem 5 Bsc(It) Mu-Foca 2023-24	2.91	-
- Hostel Fee Sem 5 Diploma Fds 2023-24	23.89	-
- Hostel Fee Sem 5 Engineering Foe1(Mu) 2023-24	0.03	-
- Hostel Fee Sem 5 Foe1 2023-24	41.05	-
- Hostel Fee Sem 5 Law Mu-Fol 2023-24	9.02	-
- Hostel Fee Sem 5 Mu-Fot 2023-24	142.27	-
- Hostel Fee Sem 5 Phd Mu-Sri 2023-24	0.99	-
- Hostel Fee Sem 6 Agriculture (Hons) Mu-Foagri 2023-24	4.20	-
- Hostel Fee Sem 6 Ba (Hons) - English Mu-Foart 2023-24	2.11	-
- Hostel Fee Sem 6 Bba Fms 2023-24	32.89	-
- Hostel Fee Sem 6 Bba Mu-Fls1 2023-24	0.48	-
- Hostel Fee Sem 6 Bca Mu-Foca 2023-24	17.57	-
- Hostel Fee Sem 6 Bcom Fms 2023-24	7.39	-
- Hostel Fee Sem 6 Bpharm Fop 2023-24	27.16	-
- Hostel Fee Sem 6 Bsc Mu-Fos 2020-21	0.07	-
- Hostel Fee Sem 6 Bsc Mu-Fos 2023-24	6.99	-
- Hostel Fee Sem 6 Bsc(It) Mu-Foca 2023-24	2.78	-
- Hostel Fee Sem 6 Diploma Fds 2019-20	0.31	-
- Hostel Fee Sem 6 Diploma Fds 2023-24	18.24	-
- Hostel Fee Sem 6 Foe1 2023-24	27.41	-
- Hostel Fee Sem 6 Fot1 2016-17	(0.02)	-
- Hostel Fee Sem 6 Law Mu-Fol 2023-24	7.74	-
- Hostel Fee Sem 6 Mu-Fot 2023-24	135.04	-
- Hostel Fee Sem 6 Phd Mu-Sri 2023-24	0.67	-
- Hostel Fee Sem 7 Bpharm Fop 2023-24	11.59	-
- Hostel Fee Sem 7 Foe1 2023-24	33.14	-
- Hostel Fee Sem 7 Fpgrs1 2023-24	1.00	-
- Hostel Fee Sem 7 Law Mu-Fol 2023-24	2.42	-
- Hostel Fee Sem 7 Mu-Fot 2023-24	55.29	-
- Hostel Fee Sem 8 Bpharm Fop 2023-24	9.67	-
- Hostel Fee Sem 8 Foe1 2023-24	1.41	-
- Hostel Fee Sem 8 Law Mu-Fol 2023-24	2.33	-
- Hostel Fee Sem 8 Mu-Fot 2023-24	22.53	-
- Hostel Fee Sem 9 Law Mu-Fol 2023-24	5.35	-
- Hostel Fee Sem 9 Phd Mu-Sri 2023-24	0.24	-
- Hostel Fee Sem1 Diploma Fds 2023-24	35.43	-
- Hostel Fee Sem1 Law Mu-Fol 2023-24	9.32	-
Total continued	3,665.05	

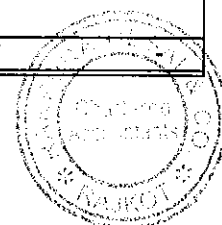


Annexures forming part of Financial Statement

Revenue from operations

(Rs in lacs)

Particulars	31 March 2024	31 March 2023
Total continued from previous page	3,665.05	-
- International Student Hostel Fee Income A/C	735.40	-
Tuition Fees		
- International Student Fee Income A/C	239.76	-
- Tuition Fee Sem 1 Agriculture (Hons) 2023-24	11.34	-
- Tuition Fee Sem 1 Ba (Hons) - English 2023-24	5.19	-
- Tuition Fee Sem 1 Bba 2021-22	(1.03)	-
- Tuition Fee Sem 1 Bba 2022-23	(0.26)	-
- Tuition Fee Sem 1 Bba 2023-24	166.09	-
- Tuition Fee Sem 1 Bba-Hon 2021-22	(0.04)	-
- Tuition Fee Sem 1 Bca 2023-24	93.08	-
- Tuition Fee Sem 1 Bcom 2021-22	0.17	-
- Tuition Fee Sem 1 Bcom 2023-24	19.02	-
- Tuition Fee Sem 1 Bpharm 2019-20	(0.08)	-
- Tuition Fee Sem 1 Bpharm 2022-23	(3.79)	-
- Tuition Fee Sem 1 Bpharm 2023-24	56.07	-
- Tuition Fee Sem 1 Bphysiotherapy 2021-22	0.56	-
- Tuition Fee Sem 1 Bphysiotherapy 2023-24	21.89	-
- Tuition Fee Sem 1 Bsc 2019-20	(0.03)	-
- Tuition Fee Sem 1 Bsc 2022-23	(0.28)	-
- Tuition Fee Sem 1 Bsc 2023-24	22.69	-
- Tuition Fee Sem 1 Bsc(Data Science) 2023-24	9.07	-
- Tuition Fee Sem 1 Bsc(Hons) In Economics 2023-24	0.66	-
- Tuition Fee Sem 1 Bsc(It) 2021-22	(0.26)	-
- Tuition Fee Sem 1 Bsc(It) 2023-24	27.12	-
- Tuition Fee Sem 1 Computer Science 2023-24	16.68	-
- Tuition Fee Sem 1 Diploma 2023-24	103.65	-
- Tuition Fee Sem 1 Engineering 2023-24	109.51	-
- Tuition Fee Sem 1 Foe1 2017-18	0.04	-
- Tuition Fee Sem 1 Foe1 2020-21	(0.04)	-
- Tuition Fee Sem 1 Foe1 2021-22	(0.02)	-
- Tuition Fee Sem 1 Fom1 2020-21	(0.38)	-
- Tuition Fee Sem 1 Fpgrs1 2016-17	(0.01)	-
- Tuition Fee Sem 1 Fpgrs1 2017-18	(0.01)	-
- Tuition Fee Sem 1 Gnm 2023-24	0.66	-
- Tuition Fee Sem 1 Law 2023-24	27.86	-
- Tuition Fee Sem 1 Llm 2023-24	4.20	-
- Tuition Fee Sem 1 Ma 2023-24	0.52	-
- Tuition Fee Sem 1 Mba 2021-22	(0.57)	-
- Tuition Fee Sem 1 Mba 2022-23	0.74	-
- Tuition Fee Sem 1 Mba 2023-24	191.14	-
- Tuition Fee Sem 1 Mca 2021-22	(0.25)	-
- Tuition Fee Sem 1 Mca 2023-24	56.64	-
- Tuition Fee Sem 1 Mca1 2020-21	(0.60)	-
- Tuition Fee Sem 1 Mpharm 2023-24	8.28	-
- Tuition Fee Sem 1 Msc 2022-23	(0.36)	-
- Tuition Fee Sem 1 Msc 2023-24	18.46	-
Total continued	5,603.53	

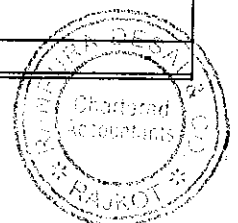


Annexures forming part of Financial Statement

Revenue from operations

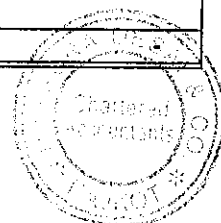
(Rs in lacs)

Particulars	31 March 2024	31 March 2023
Total continued from previous page	5,603.53	-
- Tuition Fee Sem 1 Msc(Data Science) 2022-23	(0.33)	-
- Tuition Fee Sem 1 Msc(Data Science) 2023-24	3.51	-
- Tuition Fee Sem 1 Mu-Fobm 2021-22	(2.33)	-
- Tuition Fee Sem 1 Mu-Fobm 2022-23	(0.10)	-
- Tuition Fee Sem 1 Mu-Fot 2021-22	0.06	-
- Tuition Fee Sem 1 Mu-Fot 2023-24	233.93	-
- Tuition Fee Sem 1 Mu-Fot 2024-25	0.40	-
- Tuition Fee Sem 1 Nursing 2023-24	1.39	-
- Tuition Fee Sem 1 Pg Dmlt 2023-24	2.20	-
- Tuition Fee Sem 1 Pg Engineering 2023-24	0.90	-
- Tuition Fee Sem 1 Phd 2021-22	(0.35)	-
- Tuition Fee Sem 1 Phd 2023-24	28.03	-
- Tuition Fee Sem 10 Dual Degree-Mca1 2020-21	0.04	-
- Tuition Fee Sem 10 Law 2023-24	18.00	-
- Tuition Fee Sem 10 Mu-Foa 2023-24	0.83	-
- Tuition Fee Sem 2 Agriculture (Hons) 2023-24	10.63	-
- Tuition Fee Sem 2 Ba (Hons) - English 2023-24	3.58	-
- Tuition Fee Sem 2 Bba 2021-22	0.12	-
- Tuition Fee Sem 2 Bba 2023-24	159.22	-
- Tuition Fee Sem 2 Bba-Hon 2021-22	(0.03)	-
- Tuition Fee Sem 2 Bca 2023-24	82.50	-
- Tuition Fee Sem 2 Bcom 2023-24	15.39	-
- Tuition Fee Sem 2 Bpharm 2019-20	0.08	-
- Tuition Fee Sem 2 Bpharm 2020-21	0.11	-
- Tuition Fee Sem 2 Bpharm 2021-22	(0.61)	-
- Tuition Fee Sem 2 Bpharm 2022-23	(5.34)	-
- Tuition Fee Sem 2 Bpharm 2023-24	58.59	-
- Tuition Fee Sem 2 Bpharm 2024-25	0.82	-
- Tuition Fee Sem 2 Bphysiotherapy 2023-24	30.28	-
- Tuition Fee Sem 2 Bsc 2019-20	(0.02)	-
- Tuition Fee Sem 2 Bsc 2022-23	(0.61)	-
- Tuition Fee Sem 2 Bsc 2023-24	21.73	-
- Tuition Fee Sem 2 Bsc(Data Science) 2023-24	7.96	-
- Tuition Fee Sem 2 Bsc(Hons) In Economics 2023-24	1.32	-
- Tuition Fee Sem 2 Bsc(It) 2023-24	26.81	-
- Tuition Fee Sem 2 Computer Science 2023-24	18.40	-
- Tuition Fee Sem 2 Diploma 2020-21	0.26	-
- Tuition Fee Sem 2 Diploma 2023-24	85.09	-
- Tuition Fee Sem 2 Engineering 2023-24	3.55	-
- Tuition Fee Sem 2 Foe1 2020-21	0.18	-
- Tuition Fee Sem 2 Foe1 2021-22	(0.02)	-
- Tuition Fee Sem 2 Fom1 2020-21	(0.22)	-
- Tuition Fee Sem 2 Law 2023-24	26.11	-
- Tuition Fee Sem 2 Llm 2023-24	4.48	-
- Tuition Fee Sem 2 Ma 2023-24	0.52	-
- Tuition Fee Sem 2 Mba 2022-23	3.59	-
Total continued	6,444.18	-



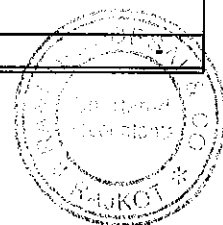
Annexures forming part of Financial Statement

Revenue from operations		(Rs in lacs)	
Particulars	31 March 2024	31 March 2023	
Total continued from previous page	6,444.18	-	
- Tuition Fee Sem 2 Mba 2023-24	178.92	-	
- Tuition Fee Sem 2 Mca 2023-24	54.65	-	
- Tuition Fee Sem 2 Mca1 2020-21	1.03	-	
- Tuition Fee Sem 2 Mca1 2021-22	0.19	-	
- Tuition Fee Sem 2 Mpharm 2022-23	(3.00)	-	
- Tuition Fee Sem 2 Mpharm 2023-24	5.50	-	
- Tuition Fee Sem 2 Msc 2023-24	18.46	-	
- Tuition Fee Sem 2 Mu-Fobm 2021-22	(0.08)	-	
- Tuition Fee Sem 2 Mu-Fot 2021-22	0.23	-	
- Tuition Fee Sem 2 Mu-Fot 2023-24	307.83	-	
- Tuition Fee Sem 2 Nursing 2023-24	0.66	-	
- Tuition Fee Sem 2 Pg Dmlt 2023-24	2.20	-	
- Tuition Fee Sem 2 Phd 2021-22	0.26	-	
- Tuition Fee Sem 2 Phd 2023-24	7.57	-	
- Tuition Fee Sem 3 Agriculture (Hons) 2023-24	15.60	-	
- Tuition Fee Sem 3 Ba (Hons) - English 2023-24	4.45	-	
- Tuition Fee Sem 3 Bba 2022-23	0.23	-	
- Tuition Fee Sem 3 Bba 2023-24	188.83	-	
- Tuition Fee Sem 3 Bca 2023-24	100.69	-	
- Tuition Fee Sem 3 Bcom 2023-24	32.25	-	
- Tuition Fee Sem 3 Bpharm 2022-23	(1.07)	-	
- Tuition Fee Sem 3 Bpharm 2023-24	78.17	-	
- Tuition Fee Sem 3 Bphysiotherapy 2023-24	33.78	-	
- Tuition Fee Sem 3 Bsc 2020-21	0.05	-	
- Tuition Fee Sem 3 Bsc 2023-24	24.91	-	
- Tuition Fee Sem 3 Bsc(Data Science) 2023-24	11.46	-	
- Tuition Fee Sem 3 Bsc(Hons) In Economics 2023-24	1.22	-	
- Tuition Fee Sem 3 Bsc(It) 2023-24	40.59	-	
- Tuition Fee Sem 3 Computer Science 2023-24	12.30	-	
- Tuition Fee Sem 3 Diploma 2023-24	109.53	-	
- Tuition Fee Sem 3 Engineering 2023-24	94.76	-	
- Tuition Fee Sem 3 Foe1 2020-21	(0.11)	-	
- Tuition Fee Sem 3 Foe1 2021-22	0.30	-	
- Tuition Fee Sem 3 Foe1 2023-24	0.35	-	
- Tuition Fee Sem 3 Fom1 2020-21	(0.04)	-	
- Tuition Fee Sem 3 Fpgrs1 2020-21	0.30	-	
- Tuition Fee Sem 3 Law 2023-24	23.96	-	
- Tuition Fee Sem 3 Ma 2023-24	1.90	-	
- Tuition Fee Sem 3 Mba 2023-24	184.04	-	
- Tuition Fee Sem 3 Mca 2023-24	51.27	-	
- Tuition Fee Sem 3 Mca1 2021-22	0.42	-	
- Tuition Fee Sem 3 Mpharm 2023-24	3.00	-	
- Tuition Fee Sem 3 Msc 2020-21	0.32	-	
- Tuition Fee Sem 3 Msc 2023-24	42.11	-	
- Tuition Fee Sem 3 Mu-Fot 2019-20	0.06	-	
- Tuition Fee Sem 3 Mu-Fot 2020-21	(0.20)	-	
Total continued	8,074.03		



Annexures forming part of Financial Statement

Revenue from operations		(Rs in lacs)	
Particulars	31 March 2024	31 March 2023	
Total continued from previous page	8,074.03	-	
- Tuition Fee Sem 3 Mu-Fot 2021-22	(0.28)	-	
- Tuition Fee Sem 3 Mu-Fot 2023-24	353.88	-	
- Tuition Fee Sem 3 Phd 2021-22	(0.08)	-	
- Tuition Fee Sem 3 Phd 2023-24	7.67	-	
- Tuition Fee Sem 4 Agriculture (Hons) 2023-24	15.36	-	
- Tuition Fee Sem 4 Ba (Hons) - English 2023-24	4.56	-	
- Tuition Fee Sem 4 Bba 2022-23	(1.39)	-	
- Tuition Fee Sem 4 Bba 2023-24	186.04	-	
- Tuition Fee Sem 4 Bca 2022-23	(0.23)	-	
- Tuition Fee Sem 4 Bca 2023-24	97.87	-	
- Tuition Fee Sem 4 Bcom 2023-24	28.07	-	
- Tuition Fee Sem 4 Bpharm 2022-23	(1.40)	-	
- Tuition Fee Sem 4 Bpharm 2023-24	73.19	-	
- Tuition Fee Sem 4 Bphysiotherapy 2023-24	14.50	-	
- Tuition Fee Sem 4 Bsc 2023-24	23.25	-	
- Tuition Fee Sem 4 Bsc(Data Science) 2023-24	10.83	-	
- Tuition Fee Sem 4 Bsc(Hons) In Economics 2023-24	1.58	-	
- Tuition Fee Sem 4 Bsc(It) 2023-24	38.79	-	
- Tuition Fee Sem 4 Computer Science 2023-24	12.17	-	
- Tuition Fee Sem 4 Diploma 2023-24	105.15	-	
- Tuition Fee Sem 4 Engineering 2023-24	92.11	-	
- Tuition Fee Sem 4 Foe1 2020-21	0.21	-	
- Tuition Fee Sem 4 Foe1 2021-22	0.12	-	
- Tuition Fee Sem 4 Fom1 2020-21	0.11	-	
- Tuition Fee Sem 4 Fom1 2023-24	0.42	-	
- Tuition Fee Sem 4 Fpgrs1 2020-21	0.10	-	
- Tuition Fee Sem 4 Law 2023-24	22.54	-	
- Tuition Fee Sem 4 Ma 2023-24	1.90	-	
- Tuition Fee Sem 4 Mba 2022-23	0.58	-	
- Tuition Fee Sem 4 Mba 2023-24	181.08	-	
- Tuition Fee Sem 4 Mca 2023-24	49.97	-	
- Tuition Fee Sem 4 Mpharm 2023-24	3.74	-	
- Tuition Fee Sem 4 Msc 2023-24	42.08	-	
- Tuition Fee Sem 4 Mu-Fot 2019-20	0.21	-	
- Tuition Fee Sem 4 Mu-Fot 2020-21	0.37	-	
- Tuition Fee Sem 4 Mu-Fot 2021-22	0.69	-	
- Tuition Fee Sem 4 Mu-Fot 2023-24	344.01	-	
- Tuition Fee Sem 4 Phd 2023-24	4.46	-	
- Tuition Fee Sem 5 Agriculture (Hons) 2023-24	12.72	-	
- Tuition Fee Sem 5 Ba (Hons) - English 2023-24	4.73	-	
- Tuition Fee Sem 5 Bba 2023-24	178.13	-	
- Tuition Fee Sem 5 Bca 2023-24	60.67	-	
- Tuition Fee Sem 5 Bcom 2023-24	19.06	-	
- Tuition Fee Sem 5 Bpharm 2021-22	0.32	-	
- Tuition Fee Sem 5 Bpharm 2022-23	(0.38)	-	
- Tuition Fee Sem 5 Bpharm 2023-24	59.46	-	
Total continued	10,122.97		




Annexures forming part of Financial Statement

Revenue from operations

(Rs in lacs)

Particulars	31 March 2024	31 March 2023
Total continued from previous page	10,122.97	-
- Tuition Fee Sem 5 Bsc 2023-24	23.76	-
- Tuition Fee Sem 5 Bsc(It) 2023-24	14.99	-
- Tuition Fee Sem 5 Diploma 2021-22	(0.24)	-
- Tuition Fee Sem 5 Diploma 2023-24	78.44	-
- Tuition Fee Sem 5 Engineering 2023-24	1.61	-
- Tuition Fee Sem 5 Foe1 2023-24	90.42	-
- Tuition Fee Sem 5 Law 2020-21	(0.60)	-
- Tuition Fee Sem 5 Law 2023-24	26.59	-
- Tuition Fee Sem 5 Mu-Fot 2023-24	410.95	-
- Tuition Fee Sem 5 Phd 2023-24	3.08	-
- Tuition Fee Sem 6 Agriculture (Hons) 2023-24	12.73	-
- Tuition Fee Sem 6 Ba (Hons) - English 2023-24	4.35	-
- Tuition Fee Sem 6 Bba 2022-23	0.43	-
- Tuition Fee Sem 6 Bba 2023-24	174.77	-
- Tuition Fee Sem 6 Bca 2023-24	60.37	-
- Tuition Fee Sem 6 Bcom 2023-24	19.85	-
- Tuition Fee Sem 6 Bpharm 2022-23	(0.67)	-
- Tuition Fee Sem 6 Bpharm 2023-24	59.90	-
- Tuition Fee Sem 6 Bsc 2021-22	0.04	-
- Tuition Fee Sem 6 Bsc 2023-24	23.92	-
- Tuition Fee Sem 6 Bsc(It) 2023-24	15.43	-
- Tuition Fee Sem 6 Diploma 2019-20	0.20	-
- Tuition Fee Sem 6 Diploma 2023-24	76.79	-
- Tuition Fee Sem 6 Foe1 2021-22	0.07	-
- Tuition Fee Sem 6 Foe1 2023-24	83.94	-
- Tuition Fee Sem 6 Law 2023-24	26.77	-
- Tuition Fee Sem 6 Mca1 2020-21	0.16	-
- Tuition Fee Sem 6 Mu-Fot 2020-21	0.04	-
- Tuition Fee Sem 6 Mu-Fot 2023-24	400.60	-
- Tuition Fee Sem 6 Phd 2023-24	1.97	-
- Tuition Fee Sem 7 Bpharm 2022-23	(0.38)	-
- Tuition Fee Sem 7 Bpharm 2023-24	35.84	-
- Tuition Fee Sem 7 Foe1 2021-22	(0.09)	-
- Tuition Fee Sem 7 Foe1 2023-24	98.91	-
- Tuition Fee Sem 7 Fpgrs1 2023-24	0.44	-
- Tuition Fee Sem 7 Law 2023-24	14.42	-
- Tuition Fee Sem 7 Mu-Fot 2023-24	179.37	-
- Tuition Fee Sem 8 Bpharm 2022-23	(0.79)	-
- Tuition Fee Sem 8 Bpharm 2023-24	36.25	-
- Tuition Fee Sem 8 Foe1 2020-21	0.30	-
- Tuition Fee Sem 8 Foe1 2023-24	92.15	-
- Tuition Fee Sem 8 Fpgrs1 2023-24	0.44	-
- Tuition Fee Sem 8 Law 2023-24	14.40	-
- Tuition Fee Sem 8 Mu-Fot 2021-22	0.04	-
- Tuition Fee Sem 8 Mu-Fot 2022-23	(0.65)	-
- Tuition Fee Sem 8 Mu-Fot 2023-24	173.14	-
Total continued	12,377.42	



Annexures forming part of Financial Statement

Revenue from operations

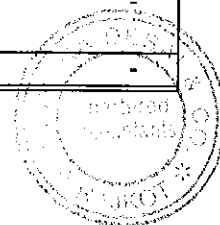
(Rs in lacs)

Particulars	31 March 2024	31 March 2023
Total continued from previous page	12,377.42	-
- Tuition Fee Sem 9 Law 2023-24	19.20	-
- Tuition Fee Sem 9 Mu-Foa 2023-24	0.43	-
- Tuition Fee Sem1 Mca1 2021-22	(0.23)	-
- Tuitionfee Receivable Income Fy 2023-24	768.87	-
Total	13,165.69	-

17 Other Income

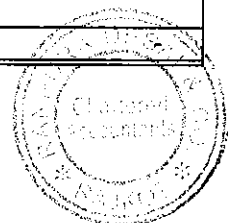
(Rs in lacs)

Particulars	31 March 2024	31 March 2023
Interest Income		
- Bank Interest Received	0.33	-
- Fdr Interest Income	22.70	-
- Interest On Fd	3.77	-
- Interest Received On Saving Bank A/C	3.62	-
- Other Interest Income	2.49	-
CSR Fund Income		
- Csr Fund Received	188.31	-
Non Academic Income		
- Acca Fees Sem 1 Bcom 2023-24	1.53	-
- Acca Fees Sem 2 Bcom 2023-24	0.15	-
- Administrative Charges	0.06	-
- Alumni Fee Sem 10 Dual Degree-Mca1 2023-24	0.01	-
- Alumni Fee Sem 10 Mu-Foa 2021-22	0.02	-
- Alumni Fee Sem 10 Mu-Foa 2023-24	0.02	-
- Alumni Fee Sem 4 Fom1 2023-24	0.03	-
- Alumni Fee Sem 4 Mca1 2023-24	0.10	-
- Alumni Fee Sem 4 Msc 2023-24	0.16	-
- Alumni Fee Sem 4 Mu-Fobm 2023-24	0.14	-
- Alumni Fee Sem 4 Mu-Fot 2023-24	0.01	-
- Alumni Fee Sem 6 Bba 2023-24	0.08	-
- Alumni Fee Sem 6 Bca 2023-24	0.03	-
- Alumni Fee Sem 6 Bsc 2023-24	0.03	-
- Alumni Fee Sem 6 Diploma 2022-23	0.04	-
- Alumni Fee Sem 6 Diploma 2023-24	0.12	-
- Alumni Fee Sem 8 B.Pharm 2022-23	0.01	-
- Alumni Fee Sem 8 B.Pharm 2023-24	0.04	-
- Alumni Fee Sem 8 Bca 2023-24	0.03	-
- Alumni Fee Sem 8 Foe1 2022-23	0.01	-
- Alumni Fee Sem 8 Foe1 2023-24	0.21	-
- Alumni Fee Sem 8 Fpgrs1 2023-24	0.03	-
- Alumni Fee Sem 8 Mu-Fot 2023-24	0.27	-
- Convocation Fee	45.88	-
- Dubai Industrial Cum Excursion Tour	0.29	-
- Form And Processing Fee	(0.25)	-
- Form Fee	1.95	-
Total continued	272.22	-



Annexures forming part of Financial Statement

Other Income		(Rs in lacs)	
Particulars	31 March 2024	31 March 2023	
Total continued from previous page	272.22	-	
- Hostel Mis Punch Fine	3.27	-	
- Language Lab Sem 1 Bba 2020-21	0.02	-	
- Language Lab Sem 1 Bba 2021-22	(0.02)	-	
- Language Lab Sem 1 Bca 2020-21	0.02	-	
- Language Lab Sem 1 Bcom 2021-22	0.02	-	
- Language Lab Sem 1 Bsc 2022-23	(0.02)	-	
- Language Lab Sem 1 Bsc(It) 2022-23	0.02	-	
- Language Lab Sem 1 Diploma 2021-22	0.02	-	
- Language Lab Sem 1 Mba 2022-23	(0.02)	-	
- Language Lab Sem 3 Mca1 2019-20	(0.02)	-	
- Marwadi University Ssip Income & Exp A/C	17.79	-	
- Mis. Income	0.02	-	
- Mu Exam Fee	214.68	-	
- Mu Remedial Exam Fee	9.47	-	
- Other One Time Fees	3.83	-	
- Penalty For Late Fee	19.22	-	
- Rajkot Rehabilitation Centre Income	9.32	-	
- Readmission Charges	0.05	-	
- Reassessment Fee	1.10	-	
- Singapore Malasiya Tour Sem 1 Mba 2023-24	0.01	-	
- Singapore Malasiya Tour Sem 3 Bba 2023-24	0.03	-	
- Singapore Malasiya Tour Sem 3 Diploma 2023-24	0.01	-	
- Singapore Malasiya Tour Sem 3 Ma 2023-24	0.01	-	
- Singapore Malasiya Tour Sem 3 Mu-Fot 2023-24	0.01	-	
- Singapore Malasiya Tour Sem 5 Bba 2023-24	0.03	-	
- Singapore Malasiya Tour Sem 5 Diploma 2023-24	0.03	-	
- Singapore Malasiya Tour Sem 5 Mu-Fot 2023-24	0.01	-	
- Singapore Malasiya Tour Sem 7 Mu-Fot 2023-24	0.04	-	
- Student Activity Sem 2 Law 2022-23	0.03	-	
- Student Activity Sem 3 Law 2023-24	0.58	-	
- Student Activity Sem 4 Law 2022-23	0.01	-	
- Student Activity Sem 5 Law 2020-21	(0.03)	-	
- Student Activity Sem 5 Law 2022-23	0.03	-	
- Student Activity Sem 5 Law 2023-24	0.75	-	
- Student Activity Sem 6 Law 2020-21	(0.03)	-	
- Student Activity Sem 6 Law 2022-23	0.05	-	
- Student Activity Sem 7 Law 2022-23	0.03	-	
- Student Activity Sem 7 Law 2023-24	0.58	-	
- Student Activity Sem 8 Law 2022-23	0.20	-	
- Student Activity Sem 9 Law 2023-24	0.75	-	
- Student Skill Development Income	1.59	-	
- Student Skill Development Income & Expense A/C	(0.01)	-	
- Thalassemia Blood Test Camp Registration Fee	0.01	-	
- Thesis Evaluation Fees Sem 6 Phd 2022-23	0.45	-	
- Thesis Evaluation Fees Sem 6 Phd 2023-24	1.05	-	
- Uni. Affiliation Fee Sem 1 Bba 2021-22	(0.01)	-	
Total continued	557.20		

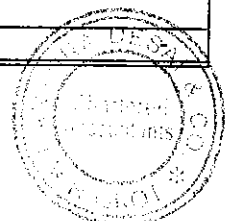


Annexures forming part of Financial Statement

Other Income

(Rs in lacs)

Particulars	31 March 2024	31 March 2023
Total continued from previous page	557.20	-
- Uni. Affiliation Fee Sem 1 Bca 2020-21	0.01	-
- Uni. Affiliation Fee Sem 1 Bcom 2021-22	0.01	-
- Uni. Affiliation Fee Sem 1 Bsc 2022-23	(0.01)	-
- Uni. Affiliation Fee Sem 1 Bsc(It) 2022-23	0.01	-
- Uni. Affiliation Fee Sem 1 Diploma 2021-22	0.01	-
- Uni. Affiliation Fee Sem 1 Mba 2022-23	(0.01)	-
- Uni. Affiliation Fee Sem 1 Mu-Fot 2023-24	(0.01)	-
- Workshop On Electro Diagnosis	0.44	-
Other Income		
- Agro Mart Income - Exps	1.18	-
- Alumni Fee Sem 1 Msc 2023-24	0.01	-
- Alumni Meet-2024 A/C	(0.44)	-
- Apprentice Deduction	0.75	-
- Ascis Conference Income And Exp.	5.23	-
- Bus Fees (Staff)	20.17	-
- Bus Fine Income	5.14	-
- Campaign And Marketing Mu Fest 2024	0.25	-
- Education Tour Income	0.21	-
- Environment Audit Cell Income Exp.	4.05	-
- Ev Charging Income	0.08	-
- Exam Center Fees	2.90	-
- Exam Centre Fee Income	0.14	-
- Faculty Training & Sttp Income	0.60	-
- Finishing School Activity Income & Exp A/C	2.37	-
- Finishing School Activity Sem 1 Bca 2020-21	0.05	-
- Finishing School Activity Sem 1 Computer Science 2021-22	0.15	-
- Food Bill Charge	0.02	-
- Gtu Supervision Income & Exp.	(3.08)	-
- Hostel Accommodation Recovery	2.97	-
- Hostel Fee - Guest Student	1.04	-
- Htc 2023 Ieee R10 Conference Sponsorship Income	2.04	-
- Iet Income - Expense	1.34	-
- It Consultancy Income - Exp A/C	20.62	-
- Library Fine	1.43	-
- Management Development Program	0.96	-
- Misc Income	46.29	-
- Mu Clinical Diagnostic Lab Income/Exp.	0.09	-
- Mu Exam Fee	9.04	-
- Mu Fest 2024 Sponsorship Income	2.65	-
- Newgen Students Stipend & Mentorship Income & Exp	(10.95)	-
- Overseas Training Programme	0.08	-
- Penalty For Late Fee	5.50	-
- Readmission Charges	0.15	-
- Solar Electricity Rebate	66.95	-
- Student Activity Sem 10 Law 2023-24	0.75	-
- Student Activity Sem 4 Law 2023-24	0.60	-
Total continued	748.98	



Annexures forming part of Financial Statement

Other Income

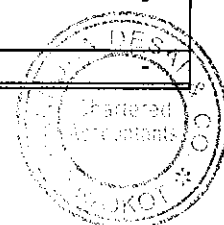
(Rs in lacs)

Particulars	31 March 2024	31 March 2023
Total continued from previous page	748.98	-
- Student Activity Sem 6 Law 2023-24	0.78	-
- Student Activity Sem 8 Law 2023-24	0.58	-
- Travelling Allowance	0.15	-
- Vacation Hostel Fees	2.89	-
- Workshop On Clinical Legal Education	0.16	-
Rent Income		
- Amul Shop No. 3 Rent Income	0.99	-
- Bank Of India Branch Rent Income	1.52	-
- Boi Atm Rent Income	1.06	-
- Full Fresh Shop No. 05 Rent Income	0.99	-
- Hitesh Shukla - Tea Post Shop Rent Income	0.72	-
- Jalaram Canteen Kiosk - Mck601B Rent Income	0.72	-
- Karnawati Fast Food Shop No.02 Rent Income	0.99	-
- Lalaji Snacks 2 Kiosk Rent Income	1.44	-
- Lalaji Snacks Law College Canteen Lb406 Rent Income	0.60	-
- Lalaji Snacks Shop No.S-3 Rent Income	0.72	-
- Our Cafe Shop - Sb 406 Rent Income	0.80	-
- Shri Hari Enterprises Rent Income	0.18	-
- Size Zero Pani Puri Kiosk Rent Income	0.72	-
- Size Zero Pani Puri Shop No.S2 Rent Income	0.72	-
- Star Rent Income	31.24	-
- Tea Post Private Limited Rent Income	1.35	-
- The One Cafe Shop - Mck 201A Rent Income	0.72	-
Total	799.02	-

18 Employee benefit expenses

(Rs in lacs)

Particulars	31 March 2024	31 March 2023
Employer's Contribution		
- Employers Contribution To Nps	4.09	-
- Employers Contribution To Nps	0.18	-
- Employers Contribution To Pf	104.69	-
- Wages For Supporting Staff	0.12	-
Salaries and wages		
- Salary Adhoc Staffs	132.57	-
- Salary Non Teaching Staffs	1,245.67	-
- Salary Teaching Staffs	2,845.04	-
- Stipend Salary	26.01	-
- Visiting Faculty Fee	105.18	-
- Wages For Driver	36.75	-
- Wages For Driver (Other)	2.52	-
- Wages For Labour (Hk)	0.35	-
- Wages For Supporting Staff	0.20	-
Contribution to provident and other funds		
- Lic Group Gratuity Scheme	173.88	-
Total continued	4,677.25	-



Annexures forming part of Financial Statement

Employee benefit expenses

(Rs in lacs)

Particulars	31 March 2024	31 March 2023
Total continued from previous page	4,677.25	-
Staff welfare expenses		
- Drivers Uniforms Expenses	(0.02)	-
- Faculty Training & Sttp	14.77	-
- Gspc Expenses Star	0.15	-
- Guest House Expenses	4.20	-
- Lic Group Gratuity Scheme	1.12	-
- Research And Development Expense	7.40	-
- Research And Development Expense	0.32	-
- Staff Uniform Expenses	0.17	-
- Staff Welfare Expenses	5.03	-
Total	4,710.39	-

19 Finance costs

(Rs in lacs)

Particulars	31 March 2024	31 March 2023
Interest expense		
Bank CC Interest Expense		
- Bank Cc Interest A/C	268.05	-
Bank Loan Interest Expense		
- Bank Loan Interest A/C	1,090.05	-
- Bank Loan Interest A/C-Tata	359.18	-
Bank OD Interest Expense		
- Bank Od Interest Exp.	25.16	-
Vehicle Loan Interest	16.68	-
Total	1,759.12	-

20 Depreciation and amortization expenses

(Rs in lacs)

Particulars	31 March 2024	31 March 2023
Depreciation on property, plant and equipment		
- Depreciation Exp.On Building	1,121.19	-
- Depreciation On Computers	437.14	-
- Depreciation On Furniture & Equipment	1,062.21	-
- Depreciation On Plant and Machinery	143.92	-
- Depreciation On Vehicle	208.85	-
Total	2,973.31	-




Annexures forming part of Financial Statement


21 Other expenses

(Rs in lacs)

Particulars	31 March 2024	31 March 2023
Administrative Expenses		
Advertisement Expense		
- Advertisement Expenses(Marketing)	1,026.66	-
Affiliation Fees	34.74	-
Agriculture Development Expense		
- Agriculture Development Related Exps.	0.56	-
Audit Fee	4.09	-
Audit Fee		
- Audit Fee-Hostel	0.24	-
- Audit Fee-Transport	0.24	-
Bank Charges	1.95	-
Bank Charges		
- Bank Charges-Hostel	0.09	-
- Bank Charges-Transport	0.15	-
Bus Expenses		
- Bus R.T.O.Expenses	0.96	-
Canteen / Mess Expense		
- Canteen / Mess Expenses-Hostel	698.98	-
- Canteen / Mess Expenses-International Students	662.60	-
- Canteen Expenses	24.38	-
Competition Expense		
- 3Rd National Moot Court Competition 2023	1.35	-
Conference Expense		
- Htc 2023 IEEE R10 Conference Income Exp	7.42	-
Consultancy Fees	23.56	-
Conveyance Expense		
- Conveyance Expenses	3.72	-
- Conveyance Expenses-Transport	0.32	-
Convocation Expense		
- Convocation Exp	9.31	-
- Convocation Expenses	40.52	-
D.G. Set Fuel		
- D.G.Set Fuel	18.52	-
Donation Expense		
- Donation Exp	0.09	-
- Donation Exp.	0.01	-
Educational Tour Expense		
- Educational Tour Expenses	1.63	-
Electricity Expense		
- Electricity Expenses	340.15	-
- Electricity Expenses - Hostel	2.27	-
Fest Expense		
- Mu Annual Sports Fest 2024	2.09	-
- Mu Fest 2024 Income Expenses	22.95	-
- Mu Model United Nations - 2023	0.06	-
- Mu Model United Nations-2023	1.07	-
Festival Celebration Expenses	12.67	-
Freight / Labour Charges		
Total continued	2,943.35	

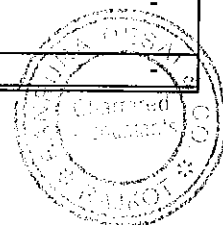


(Rs in lacs)



Annexures forming part of Financial Statement

Other expenses		(Rs in lacs)	
Particulars	31 March 2024	31 March 2023	
Total continued from previous page	3,629.20	-	
NBA Accrediation Expense			
- Nba Accrediation Exp.	1.18	-	
News Paper and Periodicals Expense			
- News Papers & Periodicals-Hostel	0.18	-	
Office Administrative Expense	2.22	-	
Office Administrative Expense			
- Office Administrative Expens-Transport	0.17	-	
Patent Filling Fees			
- Patent Filing Fees	8.73	-	
Petrol / Diesel Expense			
- Vehicle Diesel/Petrol Expenses (Other)	14.56	-	
- Vehicle Diesel/Petrol Expenses-Transport	267.60	-	
Postage and Courier Charges			
- Postage & Courier Charges	3.40	-	
Professional Fees	65.16	-	
Recruitment Expense	17.10	-	
Rent Expense			
- Rent Exp.	25.43	-	
Repairs and Maintanance Expense			
- Lab Development Expense	0.23	-	
- Repair & Maintenance Of Furniture	1.25	-	
- Repair & Maintenance Expenses	55.14	-	
- Repair & Maintenance Expenses (Other)-Transport	6.24	-	
- Repair & Maintenance Expenses-Hostel	46.25	-	
- Repair & Maintenance Expenses-Transport	21.76	-	
- Repair & Maintenance Of Computer & Software	62.15	-	
- Repair & Maintenance Of Electrical	76.33	-	
- Repair & Maintenance Of Furniture	9.02	-	
- Repair & Maintenance Of Garden	15.25	-	
- Repair & Maintenance Of Lab	38.05	-	
- Repair & Maintenance Of Workshop	1.03	-	
Security Expense			
- Security Expenses	90.25	-	
- Security Expenses-Hostel	6.33	-	
- Security Expenses-Transport	1.16	-	
Stationery and Printing Expense			
- Stationary Printing & Consumable Exp	0.13	-	
- Stationery Printing & Consumable Exp	50.67	-	
- Stationery Printing & Consumable Exp-Hostel	0.49	-	
- Stationery, Printing & Consumable Exp.-Transport	0.03	-	
Students Related Expense			
- Student Activity Exp.	25.81	-	
- Student Activity Exps.	1.97	-	
- Student Project Exp.	2.48	-	
- Student Project Work	1.10	-	
- Student Scholarship Expense	196.04	-	
Total continued	4,744.09	-	



Annexures forming part of Financial Statement

Other expenses

(Rs in lacs)

Particulars	31 March 2024	31 March 2023
Total continued from previous page	4,744.09	-
- Student Skill Development Exp.A/C	0.25	-
- Student Skill Development Expenses	1.19	-
- Students Training & Workshop Exp	58.46	-
- Students Uniform Exp.	0.35	-
- Students Uniform Expenses	0.04	-
- Students Welfare Expenses	6.07	-
- Students Welfare Expenses-Hostel	1.23	-
Telephone Expense		
- Telephone Expenses	9.64	-
Transportation Expense		
- Transportation Expenses	2.12	-
- Transportation Expenses-Transport	0.51	-
- Transportation Exps.	0.72	-
Travelling Expense (Loding and Boarding)		
- Travelling Lodging & Boarding Exp.	25.10	-
Vehicle Expense		
- Vehicle Workshop Expenses	24.22	-
Water Expense		
- Water Exp (Narmada)	4.57	-
- Water Exp.	30.37	-
Total	4,908.93	-

For Ranpura Desai & Co.,
Chartered Accountants
Firm's Registration No. 117476W

(Ketan Y. Sheth)
Partner
Membership No. 118411



Ketan H Marwadi
Ketan H Marwadi
Director
00088018

For and on behalf of the Board of
Marwadi Educare Foundation

J. A. Chandarana
Jitendra A Chandarana
Director
00095474

UDIN: 241184113JZXG4755
Place: Rajkot
Date: 22 August 2024

Place: Rajkot
Date: 22 August 2024